



Dual-in-line Switches for SMT


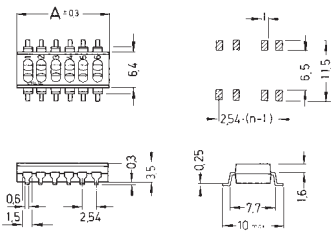
Specifications:

Contact rating:	24 V DC, 25 mA
Contact resistance:	< 50 mΩ
Insulation resistance:	> 1000 MΩ at 100 V DC
Capacity:	< 5 pF between 2 poles
Dielectric strength:	500 V, 50 Hz for the duration of 1 minute
Operating temperature:	- 20° to + 80° C
Mechanical life:	minimum 5000 operations per pole
Shock resistance:	contact interruption < 10 μsec with triple shock in all 6 directions shock conditions: 20 G, 11 msec duration (sine half wave)
Vibration:	contact interruption < 10 μsec at vibration test in accordance with MIL-STD-202 D, method 204, condition C
Contacts:	copper beryllium, 0,3 μm gold-plated over 1 μm nickel
Terminals:	nickel silver, gold-plated over nickel
Material:	case: PPS, slide: PA
Construction:	case sealed, slide recessed, sealed with protective tape
Mounting:	on pc-board – SMD
Slide position:	OFF

Models:

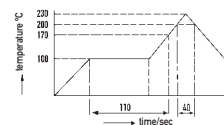
Series SMS 000

Type	Poles	Length (A)
SMS 002	2	6,30 mm
SMS 004	4	11,40 mm
SMS 006	6	16,50 mm
SMS 008	8	21,55 mm
SMS 010	10	26,65 mm



5

Soldering conditions: reflow-soldering – max.: 40 sec, 200°C
peak temperature: 230° C
wave soldering possible



Packaging: sticks or tapes
for order on tape: additional to type number: T
example of order: SMS 002 T

Models	Stick	Tape	Reel	Tape width (A)
SMS 002	72 pieces; L 510 mm	1000 pieces	∅ 330 mm	24,0 mm
SMS 004	40 pieces; L 510 mm	1000 pieces	∅ 330 mm	24,0 mm
SMS 006	28 pieces; L 510 mm	1000 pieces	∅ 330 mm	24,0 mm
SMS 008	20 pieces; L 510 mm	1000 pieces	∅ 330 mm	32,0 mm
SMS 010	16 pieces; L 510 mm	1000 pieces	∅ 330 mm	44,0 mm

