


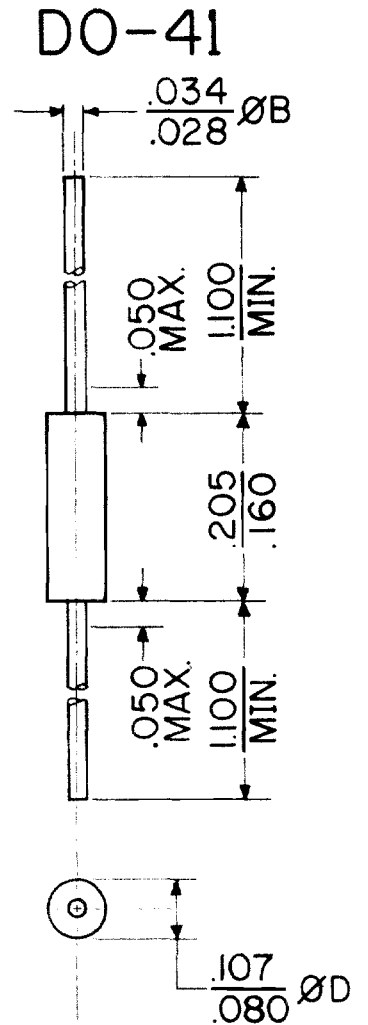
DO-35, DO-41 DIAC



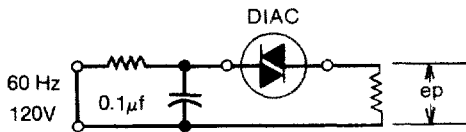
The glass passivated, three-layer, two terminal, axial lead, hermetically sealed diacs are designed specifically for triggering thyristors.

They demonstrate low breakover current at breakover voltage as they withstand peak pulse current. The breakover symmetry is within three volts for the D-30 and D-40 devices.

These diacs are intended for use in thyristor phase-control circuits for lamp-dimming, universal-motor speed controls, and heat controls.

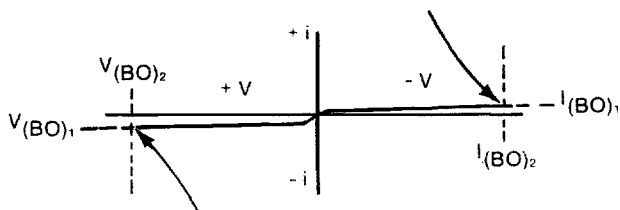


Circuit for peak output voltage test



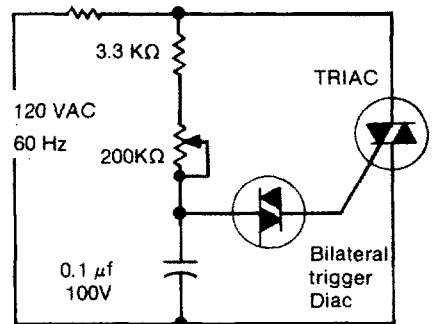
Characteristics at 25°C Ambient

VOLT — AMPERE CHARACTERISTICS




Typical Diac-Triac Full-wave Phase Control

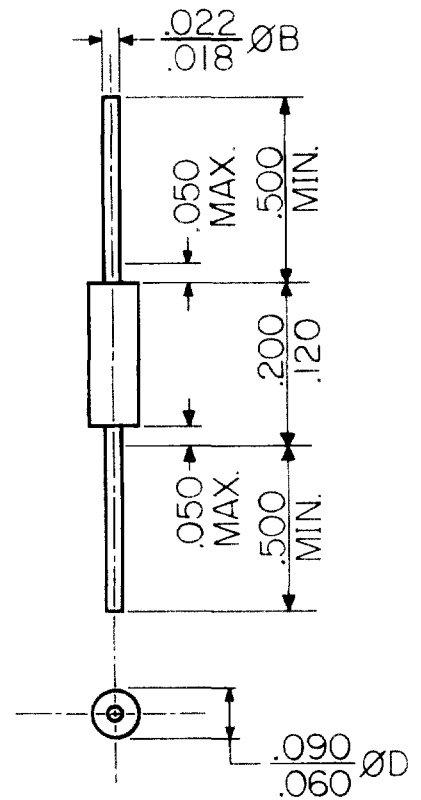
Load up to 1500 watts



HUTSON INDUSTRIES DIAC'S



DO-35



ALL DIMENSIONS IN INCHES

ELECTRICAL CHARACTERISTICS ($T_C = 25^\circ C$)							
Part Number	Breakover Voltage			Breakover Voltage Symmetry	Dynamic Breakback Voltage	Breakover Current	Peak Pulse Current for $10\mu S$ 120 PPS $T_A \leq 40^\circ C$
	$V_{(BR)_1}$ and $V_{(BR)_2}$ Volts			$[V_{(BR)_1}] - [V_{(BR)_2}]$	$ \Delta V_{\pm} $	$I_{(BR)_1}$ and $I_{(BR)_2}$ μA	I_{TRM} AMP
	Min.	Typ.	Max.	VOLT Max.	VOLT Min.	Max.	Max.
D-30*	28	32	36	3	5	100	2.0
D-40*	35	40	45	3	5	100	2.0
D-60*	56	60	70	4	10	100	1.6

Special devices available; consult factory.

* Add Suffix for package style desired.

A = DO-35

B = DO-41