


MIL-STD-1553 Transformers



**BETA TRANSFORMER
TECHNOLOGY CORPORATION**
A Subsidiary of Data Device Corporation

QPL B-2200/2300/3200, DSS-2000, DSS-3000, HLP-6000, MLP-2000, TSM-2000 Series

Product Brief



World's leading MIL-STD-1553 Transformers meet the electrical requirements of Manchester II serial bi-phase data transmission and fulfill the versatile pulse transformer requirement. These transformers are encapsulated and meet the performance requirements of MIL-PRF-21038. Their sinusoidal or trapezoidal waveforms are accurately processed, and they provide the turns ratio configurations, component isolation, and common mode rejection ratio characteristics necessary for MIL-STD-1553A and B compliance.

Features

- Built and Tested to MIL-PRF-21038 and MIL-STD-202
 - M-Level and T-Level Screening Available
- -55°C to +130°C Operating Temperature Range
- For Use with MIL-STD-1553 A and B, McAir, A-3818, A-5690, A-5232, and A-4905
- Surface Mount Configurations
 - Tape and Reel Available
 - JEDEC Trays Available
 -  RoHS Compliant Versions Available

Benefits

- Small Size Uses Less Board Space
- Qualifications Certified Annually for QPL Series
- World's Smallest MIL-STD-1553 Transformers
- Validated with Industry Leading Data Device Corporation Transceivers
- Trusted... More than 30 Years of Proven Performance

Applications

- Mission Computers
- Digital Data Recorders
- LRU's
- Radios/Modems
- Radar Systems/Situational Awareness
- Displays
- Ground Vehicles
- Commercial Aerospace
- Space Flight

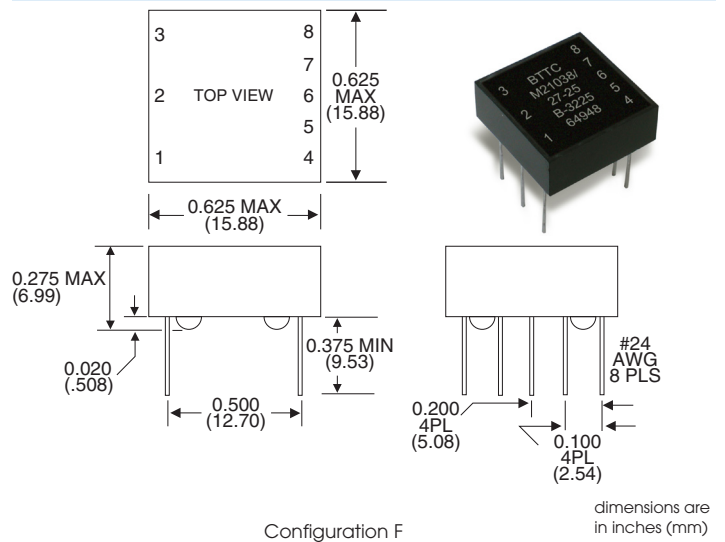
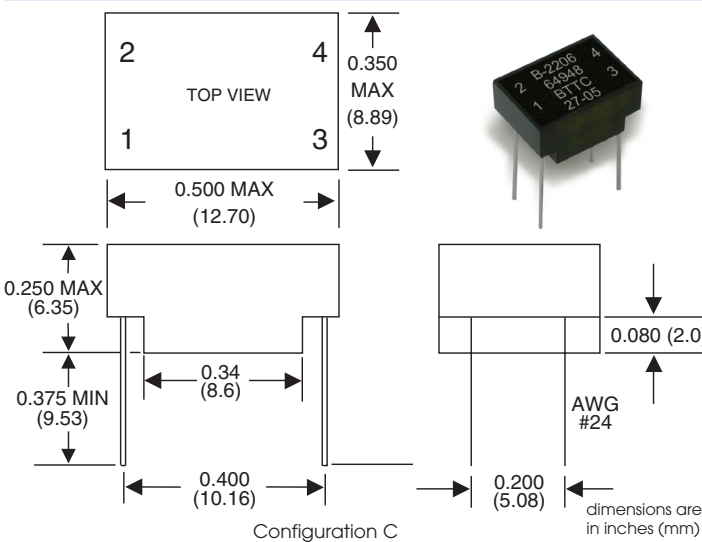
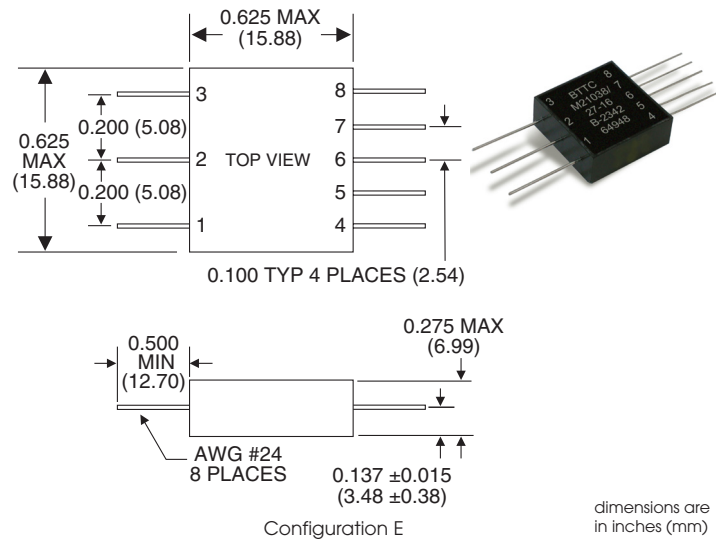
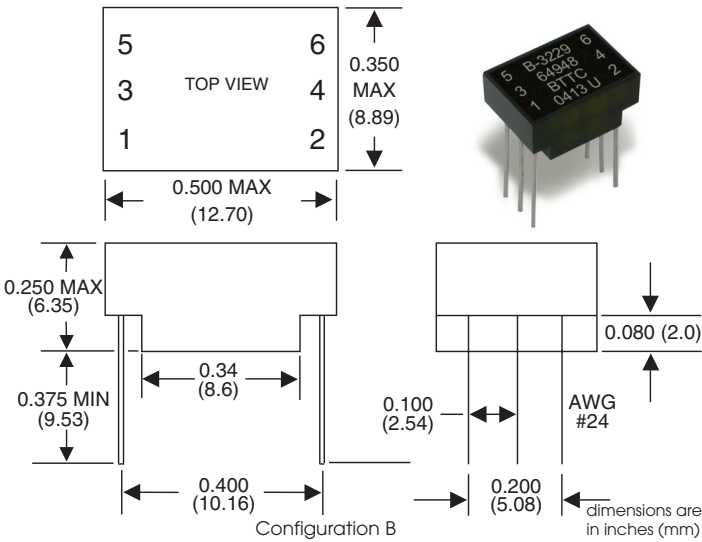
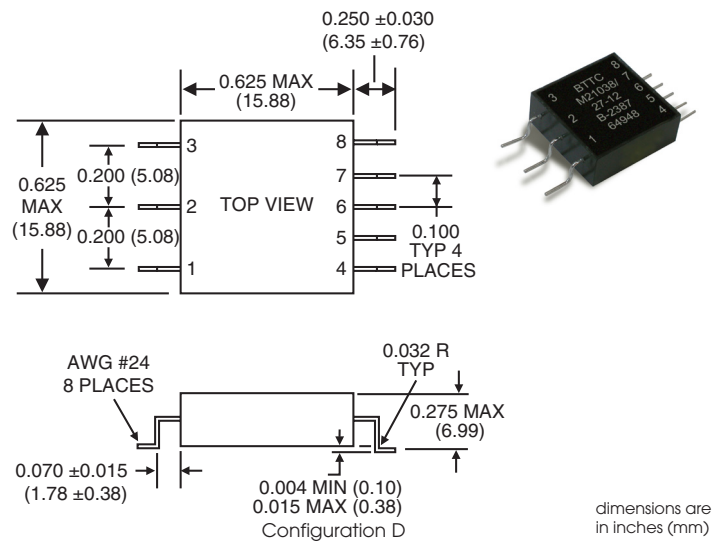
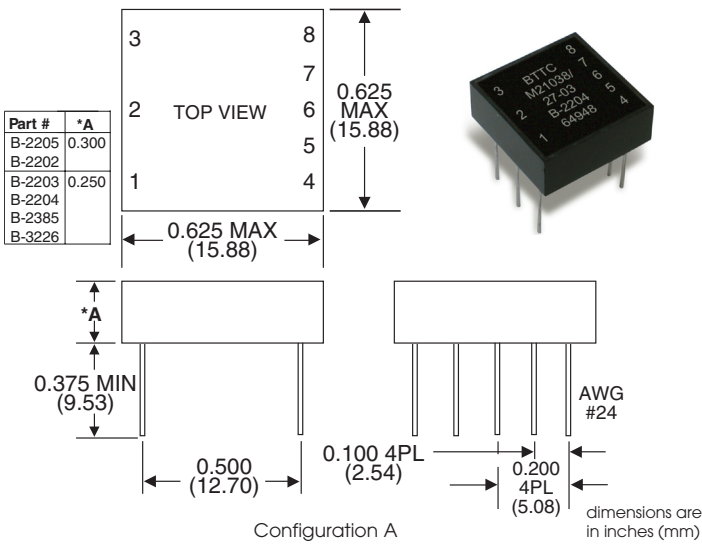
For more information: www.BTTC-Beta.com/1553

Series Overview

B-2200/2300/3200 Series

The QPL Series transformers are fully qualified to DESC Specification No. 21038/27. These low-profile transformers are modular units that are multipathed to accommodate existing system configurations. They are for use with MIL-STD-1553A/B, MacAir A-5690, A-5232, and A-4905. This series is built and tested to MIL-PRF-21038 Level M or Level T, and are listed on QPL-21038-31.

Outline Drawings

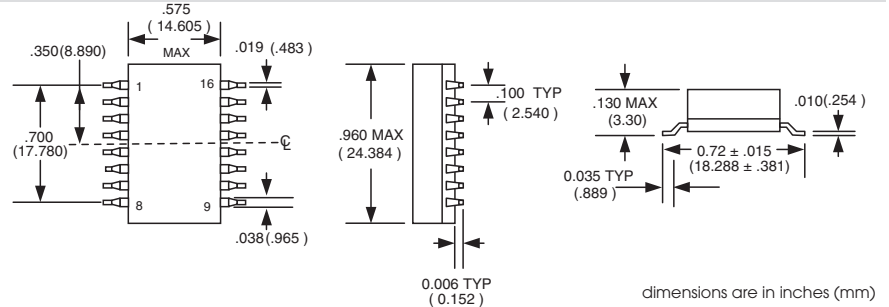


Series Overview

DSS-2000 Series

The DSS-2000 Series are dual, side-by-side pulse transformers, available in 3.3, 5, 12, & 15 volt ratios. These low-profile transformers are modular units that are multitapped to accommodate existing system configurations. They are for use with MIL-STD-1553A/B, MacAir A-5690, A-5232, A-3818, and A-4905. Testing to MIL-PRF-21038 requirements is available.

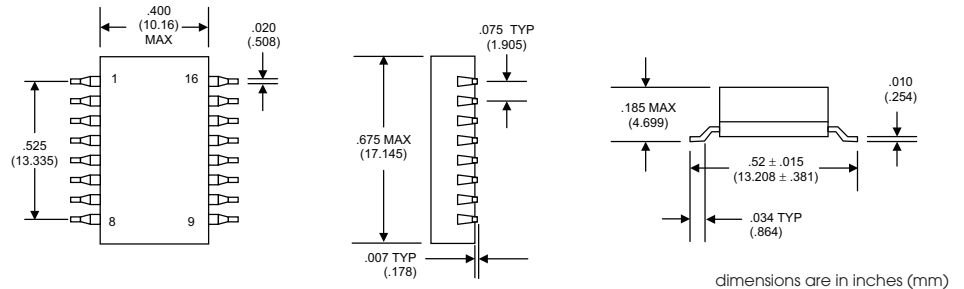
Outline Drawings



DSS-3000 Series

The DSS-3000 Series are the smallest dual, side-by-side pulse transformers. They are available in 3.3, 5, 12, & 15 volt ratios. These low-profile transformers are compatible with competitors' drivers, receivers, and transceivers. They are for use with MIL-STD-1553A/B, MacAir A-5690, A-5232, A-3818, and A-4905. Testing to MIL-PRF-21038 requirements is available.

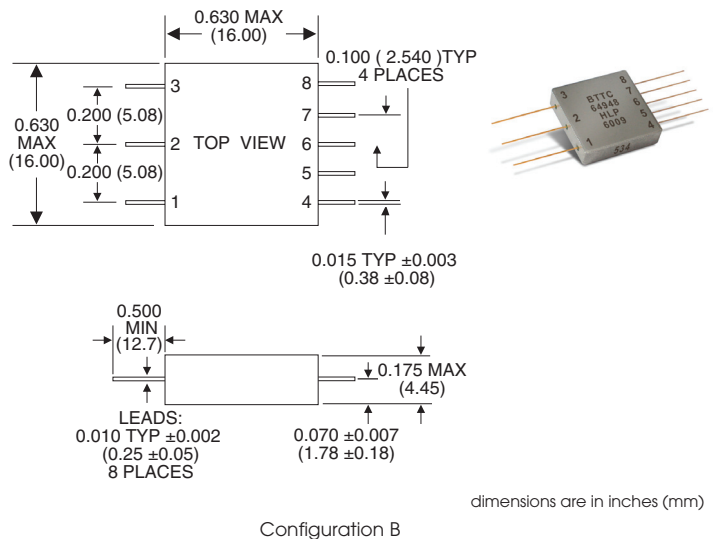
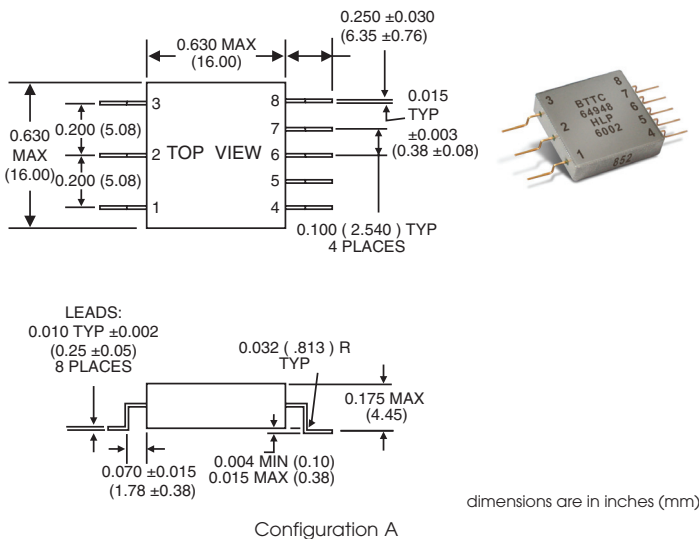
Outline Drawings



HLP-6000 Series

The HLP-6000 Series are hermetically sealed, low-profile 0.175 inch max height transformers. They are available in 3.3, 5, 12, & 15 volt ratios. The transformers are for use with MIL-STD-1553A/B, MacAir A-5690, A-5232, A-3818, and A-4905. Testing to MIL-PRF-21038 requirements is available. The series is also designed to meet ESDS test, MIL-STD-1883, Method 3015.3 Category B.

Outline Drawings

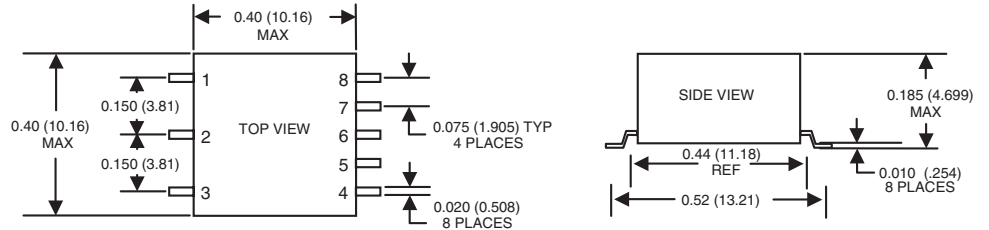


Series Overview

MLP-2000 Series

The MLP-2000 Series are miniature, low-profile 0.185" max height SMT transformers, available in 3.3 volt ratios. These transformers provide a 70% reduction in board space compared to surface mount QPL pulse transformers. They are for use with MIL-STD-1553A/B, MacAir A-5690, A-5232, A-3818, and A-4905. Testing to MIL-PRF-21038 requirements is available. Withstands conventional IR/Convection reflow process.

Outline Drawings

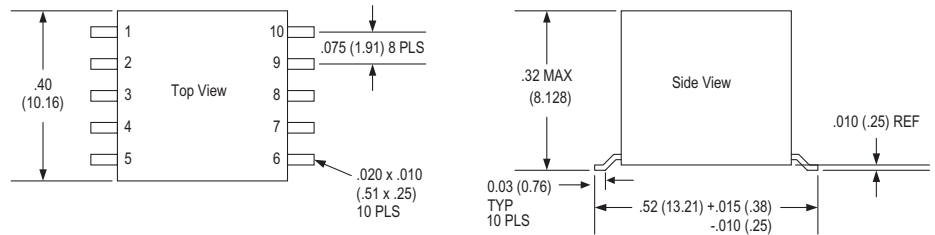


dimensions are in inches (mm)

TSM-2000 Series

The TSM-2000 Series are the smallest dual, twin stacked mini pulse transformers. These transformers only require 1/6th of the board space compared to the existing dual stacked surface mount transformers. They are for use with MIL-STD-1553A/B, MacAir A-5690, A-5232, A-3818, and A-4905. Testing to MIL-PRF-21038 requirements is available.

Outline Drawings



dimensions are in inches (mm)

Technical Drawings

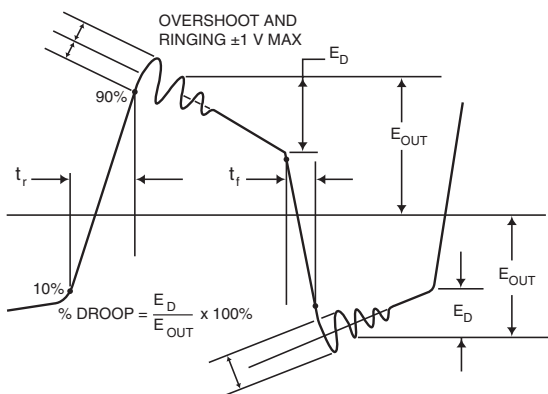


Figure 1. Waveform Integrity

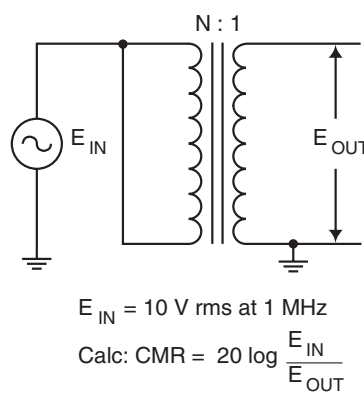


Figure 2. Circuit for Common Mode Rejection

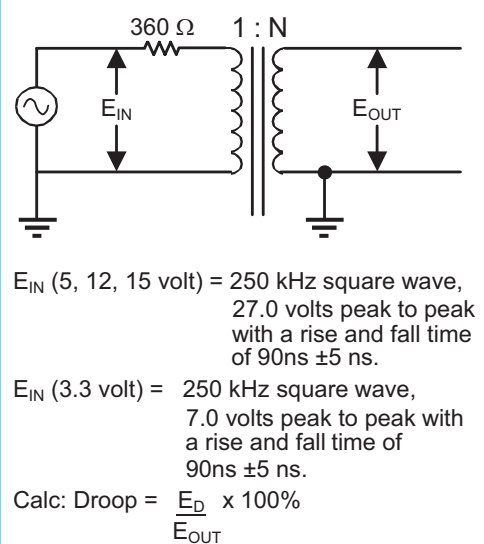


Figure 3. Circuit for Waveform Integrity

Technical Data

ELECTRICAL CHARACTERISTICS									
SERIES	BETA PART #	MIL/QPL #	TURNS RATIO ±3%	Primary	Secondary	DC Resistance Ω (max)	Output Rise Time ns (max)	Impedance Ω (min)	
QPL	Config A	B-2202	MIL-PRF-21038 / 27-01	1:1 1:0.707	1-3 1-3	4-8 5-7	(1-3) 3.0 (4-8) 3.0	150	(1-3) 4,000
		B-2203	MIL-PRF-21038 / 27-02	1.4:1 2:1	1-3 1-3	4-8 5-7	(1-3) 3.5 (4-8) 3.0	150	(1-3) 7,200
		B-2204	MIL-PRF-21038 / 27-03	1.25:1 1.66:1	1-3 1-3	4-8 5-7	(1-3) 3.2 (4-8) 3.0	150	(1-3) 4,000
		B-2205	MIL-PRF-21038 / 27-04	2.3:1 3.2:1	1-3 1-3	4-8 5-7	(1-3) 1.2 (4-8) 3.0	150	(1-3) 3,000
		B-2385	MIL-PRF-21038 / 27-10	2.12:1 1.5:1	4-8 5-7	1-3 1-3	(1-3) 1.0 (4-8) 3.0	200	(4-8) 4,000
		B-3226	MIL-PRF-21038 / 27-26	1:2.5 1:1.79	1-3 1-3	4-8 5-7	(1-3) 1.0 (4-8) 3.5	250	(4-8) 4,000
	Config B	B-2207	MIL-PRF-21038 / 27-06	1:1	1-5	2-6	(1-5) 2.5 (2-6) 2.8	150	(1-5) 3,000
		B-2208	MIL-PRF-21038 / 27-07	1:1.41	1-5	2-6	(1-5) 2.2 (2-6) 275	150	(2-6) 3,000
		B-2209	MIL-PRF-21038 / 27-08	1:1.66	1-5	2-6	(1-5) 1.5 (2-6) 2.4	150	(2-6) 3,000
		B-2210	MIL-PRF-21038 / 27-09	1:2	1-5	2-6	(1-5) 1.3 (2-6) 2.6	200	(2-6) 3,000
		B-3228	MIL-PRF-21038 / 27-28	1:1.5	1-5	2-6	(1-5) 0.90 (2-6) 2.5	150	(2-6) 3,000
		B-3229	MIL-PRF-21038 / 27-29	1:1.79	1-5	2-6	(1-5) 0.90 (2-6) 2.5	150	(2-6) 3,000
		B-3230	MIL-PRF-21038 / 27-30	1:2.5	1-5	2-6	(1-5) 1.0 (2-6) 2.8	250	(2-6) 3,000
	Config C	B-2206	MIL-PRF-21038 / 27-05	1:1.41	1-2	3-4	(1-2) 2.2 (3-4) 2.7	150	(3-4) 3,000
	Config D	B-2386	MIL-PRF-21038 / 27-11	1:1 1:0.707	1-3 1-3	4-8 5-7	(1-3) 3.0 (4-8) 3.0	150	(1-3) 4,000
		B-2387	MIL-PRF-21038 / 27-12	1.4:1 2:1	1-3 1-3	4-8 5-7	(1-3) 3.5 (4-8) 3.0	150	(1-3) 7,200
		B-2388	MIL-PRF-21038 / 27-13	1.25:1 1.66:1	1-3 1-3	4-8 5-7	(1-3) 3.2 (4-8) 3.0	150	(1-3) 4,000
		B-2389	MIL-PRF-21038 / 27-14	2.3:1 3.2:1	4-8 5-7	1-3 1-3	(1-3) 1.2 (4-8) 3.0	150	(5-7) 3,000
		B-2390	MIL-PRF-21038 / 27-15	2.12:1 1.5:1	4-8 5-7	1-3 1-3	(1-3) 1.0 (4-8) 3.0	200	(4-8) 4,000
		B-3227	MIL-PRF-21038 / 27-27	1:2.5 1:1.79	1-3 1-3	4-8 5-7	(1-3) 1.0 (4-8) 3.5	250	(4-8) 4,000
	Config E	B-2342	MIL-PRF-21038 / 27-16	1:1 1:0.707	1-3 1-3	4-8 5-7	(1-3) 3.0 (4-8) 3.0	150	(1-3) 4,000
		B-2343	MIL-PRF-21038 / 27-17	1.4:1 2:1	1-3 1-3	4-8 5-7	(1-3) 3.5 (4-8) 3.0	150	(1-3) 7,200
		B-2344	MIL-PRF-21038 / 27-18	1.25:1 1.66:1	1-3 1-3	4-8 5-7	(1-3) 3.2 (4-8) 3.0	150	(1-3) 4,000
		B-2345	MIL-PRF-21038 / 27-19	2.3:1 3.2:1	4-8 5-7	1-3 1-3	(1-3) 1.2 (4-8) 3.0	150	(5-7) 3,000
		B-2391	MIL-PRF-21038 / 27-20	2.12:1 1.5:1	4-8 5-7	1-3 1-3	(1-3) 1.0 (4-8) 3.0	200	(4-8) 4,000
		B-3231	MIL-PRF-21038 / 27-31	1:2.5 1:1.79	1-3 1-3	4-8 5-7	(1-3) 1.0 (4-8) 3.5	250	(4-8) 4,000
	Config F	B-3221	MIL-PRF-21038 / 27-21	1:1 1:0.707	1-3 1-3	4-8 5-7	(1-3) 3.0 (4-8) 3.0	150	(1-3) 4,000
		B-3222	MIL-PRF-21038 / 27-22	1.4:1 2:1	1-3 1-3	4-8 5-7	(1-3) 3.5 (4-8) 3.0	150	(1-3) 7,200
		B-3223	MIL-PRF-21038 / 27-23	1.25:1 1.66:1	1-3 1-3	4-8 5-7	(1-3) 3.2 (4-8) 3.0	150	(4-8) 4,000
		B-3224	MIL-PRF-21038 / 27-24	1:2.12 1:1.50	1-3 1-3	4-8 5-7	(1-3) 1.2 (4-8) 3.0	200	(4-8) 4,000
B-3225		MIL-PRF-21038 / 27-25	1:2.5 1:1.79	1-3 1-3	4-8 5-7	(1-3) 1.0 (4-8) 3.5	250	(4-8) 4,000	

Technical Data

ELECTRICAL CHARACTERISTICS (CONTINUED)								
SERIES	PART NUMBER	TURNS RATIO $\pm 3\%$	Primary	Secondary	DC Resistance Ω (max)	Output Rise Time ns (max)	Impedance Ω (min)	
DSS-2000	DSS-2033	1:3.75	1-3 6-8	16-13 12-9	(6-8), (1-3) 3.5 (16-13), (12-9) 3.0	250	(16-13), (12-9) 3,000	
	DSS-2005	1:2.50	1-3 6-8	16-13 12-9	(6-8), (1-3) 1.0 (16-13), (12-9) 3.5	250	(16-13), (12-9) 3,000	
	DSS-2012	1.25:1	1-3 6-8	16-13 12-9	(6-8), (1-3) 3.2 (15-14), (11-10) 3.0	150	(1-3), (6-8) 3,000	
	DSS-2015	1.41:1	1-3 6-8	16-13 12-9	(6-8), (1-3) 3.5 (16-13), (12-9) 3.0	150	(1-3), (6-8) 5,000	
	DSS-2233	1:2.70	1-3 6-8	15-14 11-10	(6-8), (1-3) 0.35 (15-14), (11-10) 2.0	250	(15-14), (11-10) 1,500	
	DSS-2205	1:1.79	1-3 6-8	15-14 11-10	(6-8), (1-3) 1.0 (15-14), (11-10) 2.5	150	(15-14), (11-10) 1,500	
	DSS-2212	1.66:1	1-3 6-8	15-14 11-10	(6-8), (1-3) 3.2 (15-14), (11-10) 1.5	150	(1-3), (6-8) 3,000	
	DSS-2215	2.00:1	1-3 6-8	15-14 11-10	(6-8), (1-3) 3.5 (15-14), (11-10) 0.3	150	(1-3), (6-8) 5,000	
DSS-3000	DSS-3333	1:3.75 1:2.7	(1-3)(6-8) (1-3)(6-8)	(16-13)(12-9) (15-14)(11-10)	(1-3), (6-8) 0.35 (16-13), (12-9) 3.0	250	(16-13), (12-9) 3,000	
	DSS-3305	1:2.5 1:1.79	(1-3)(6-8) (1-3)(6-8)	(16-13)(12-9) (15-14)(11-10)	(1-3), (6-8) 1.0 (16-13), (12-9) 3.5	250	(16-13), (12-9) 3,000	
	DSS-3312	1.25:1 1.66:1	(1-3)(6-8) (1-3)(6-8)	(16-13)(12-9) (15-14)(11-10)	(1-3), (6-8) 3.2 (16-13), (12-9) 3.0	150	(1-3), (6-8) 3,000	
	DSS-3315	1.4:1 2:1	(1-3)(6-8) (1-3)(6-8)	(16-13)(12-9) (15-14)(11-10)	(1-3), (6-8) 3.5 (16-13), (12-9) 3.0	150	(1-3), (6-8) 5,000	
	DSS-3330	1:2.65 1:2.07	(1-3)(6-8) (1-3)(6-8)	(16-13)(12-9) (15-14)(11-10)	(1-3), (6-8) 0.29 (16-13), (12-9) 1.10	250	(16-13), (12-9) 2,000	
HLP-6000	Config A	HLP-6000	2:5 4:7	1-3 1-3	4-8 5-7	(1-3) 3.5 (4-8) 3.0	—	(4-8) 3,000
		HLP-6001	1:0.83 1:0.60	1-3 1-3	4-8 5-7	(1-3) 3.0 (4-8) 3.0	—	(1-3) 3,000
		HLP-6002	1.4:1 2:1	1-3 1-3	4-8 5-7	(1-3) 3.5 (4-8) 3.0	—	(1-3) 7,200
		HLP-6003	1:1 1:0.707	1-3 1-3	4-8 5-7	(1-3) 3.0 (4-8) 3.0	—	(1-3) 4,000
		HLP-6004	1.25:1 1.66:1	1-3 1-3	4-8 5-7	(1-3) 3.2 (4-8) 3.0	—	(1-3) 4,000
		HLP-6005	2.3:1 3.2:1	4-8 5-7	1-3 1-3	(1-3) 1.2 (4-8) 3.0	—	(5-7) 3,000
		HLP-6006	2.12:1 1.5:1	4-8 5-7	1-3 1-3	(1-3) 1.1 (4-8) 3.0	—	(4-8) 4,000
		HLP-6015	1:2.5 1:1.79	1-3 1-3	4-8 5-7	(1-3) 1.0 (4-8) 3.5	—	(4-8) 3,000
		HLP-6017	1:3.0 1:2.14	1-3 1-3	4-8 5-7	(1-3) 0.35 (4-8) 3.5	—	(4-8) 4,000
		HLP-6019	1:3.75 1:2.7	1-3 1-3	4-8 5-7	(1-3) 0.35 (4-8) 3.0	—	(4-8) 3,000
	HLP-6020	1:3.0 1:2.15	1-3 1-3	4-8 5-7	(1-3) 0.35 (4-8) 3.5	—	(4-8) 4,000	
	Config B	HLP-6007	2:5 4:7	1-3 1-3	4-8 5-7	(1-3) 3.5 (4-8) 3.0	—	(4-8) 3,000
		HLP-6008	1:0.83 1:0.60	1-3 1-3	4-8 5-7	(1-3) 3.0 (4-8) 3.0	—	(1-3) 3,000
		HLP-6009	1.4:1 2:1	1-3 1-3	4-8 5-7	(1-3) 3.5 (4-8) 3.0	—	(1-3) 7,200
		HLP-6010	1:1 1:0.707	1-3 1-3	4-8 5-7	(1-3) 3.0 (4-8) 3.0	—	(1-3) 4,000
		HLP-6011	1.25:1 1.66:1	1-3 1-3	4-8 5-7	(1-3) 3.2 (4-8) 3.0	—	(1-3) 4,000
		HLP-6012	2.3:1 3.2:1	1-3 1-3	4-8 5-7	(1-3) 1.2 (4-8) 3.0	—	(5-7) 3,000
		HLP-6013	2.12:1 1.5:1	4-8 5-7	1-3 1-3	(1-3) 1.1 (4-8) 3.0	—	(4-8) 4,000

Technical Data

ELECTRICAL CHARACTERISTICS (CONTINUED)								
SERIES		PART NUMBER	URNS RATIO $\pm 3\%$	Primary	Secondary	DC Resistance Ω (max)	Output Rise Time ns (max)	Impedance Ω (min)
HLP-6000	Config B	HLP-6014	1:2.5 1:1.79	1-3 1-3	4-8 5-7	(1-3) 1.0 (4-8) 3.5	—	(4-8) 3,000
		HLP-6016	1:3.0 1:2.14	1-3 1-3	4-8 5-7	(1-3) 0.35 (4-8) 3.5	—	(4-8) 4,000
		HLP-6018	1:3.75 1:2.7	1-3 1-3	4-8 5-7	(1-3) 0.35 (4-8) 3.0	—	(4-8) 3,000
		HLP-6021	1:3.0 1:2.15	1-3 1-3	4-8 5-7	(1-3) 0.35 (4-8) 3.5	—	(4-8) 4,000
MLP-2000		MLP-2033	1:3.75	1-3	4-8	(1-3) 0.25 (4-8) 3.0	250	(4-8) 4,000
		MLP-2005	1:2.50	1-3	4-8	(1-3) 1.5 (4-8) 3.5	250	(4-8) 3,000
		MLP-2012	1.25:1	1-3	4-8	(1-3) 2.4 (4-8) 1.5	150	(1-3) 3,000
		MLP-2015	1.41:1	1-3	4-8	(1-3) 2.7 (4-8) 2.2	150	(1-3) 5,000
		MLP-2016	1:3.00	1-3	4-8	(1-3) 0.35 (4-8) 3.50	250	(4-8) 4,000
		MLP-2030	1:2.65	1-3	4-8	(1-3) 0.29 (4-8) 1.10	250	(4-8) 2,000
		MLP-2233	1:2.70	1-3	4-8	(1-3) 0.25 (4-8) 2.00	250	(5-7) 2,000
		MLP-2205	1:1.79	1-3	5-7	(1-2) 2.6 (5-7) 1.3	150	(5-7) 2,000
		MLP-2212	1.66:1	1-3	5-7	(1-3) 2.4 (5-6) 1.5	150	(1-3) 3,000
		MLP-2215	2.00:1	1-3	5-7	(1-3) 2.6 (5-6) 1.3	150	(1-3) 5,000
		MLP-2216	1:2.15	1-3	5-7	(1-3) 0.35 (5-6) 2.5	250	(5-7) 2,000
		MLP-2230	1:2.07	1-3	5-7	(1-3) 0.29 (5-6) 0.82	250	(5-7) 2,000
TSM-2000		TSM-2033	1:3.75	1-2 4-5	10-9 7-6	(1-2), (4-5) 0.3 (10-9), (7-6) 3.0	250	(10-9), (7-6) 4,000
		TSM-2005	1:2.50	1-2 4-5	10-9 7-6	(1-2), (4-5) 1.5 (10-9), (7-6) 3.5	250	(10-9), (7-6) 3,000
		TSM-2012	1.25:1	1-2 4-5	10-9 7-6	(1-2), (4-5) 2.4 (10-9), (7-6) 1.5	150	(1-2), (4-5) 3,000
		TSM-2015	1.41:1	1-2 4-5	10-9 7-6	(1-2), (4-5) 2.7 (10-9), (7-6) 2.2	150	(1-2), (4-5) 5,000
		TSM-2233	1:2.70	1-2 4-5	10-9 7-6	(1-2), (4-5) 0.3 (10-9), (7-6) 2.0	250	(10-9), (7-6) 2,000
		TSM-2205	1:1.79	1-2 4-5	10-9 7-6	(1-2), (4-5) 1.5 (10-9), (7-6) 2.5	150	(10-9), (7-6) 2,000
		TSM-2212	1.66:1	1-2 4-5	10-9 7-6	(1-2), (4-5) 2.4 (10-9), (7-6) 1.5	150	(1-2), (4-5) 3,000
		TSM-2215	2.00:1	1-2 4-5	10-9 7-6	(1-2), (4-5) 2.6 (10-9), (7-6) 1.3	150	(1-2), (4-5) 5,000
		TSM-2230	1:2.07	1-2 4-5	10-9 7-6	(1-2), (4-5) 0.29 (10-9), (7-6) 0.82	250	(10-9), (7-6) 2,000
		TSM-2030	1:2.65	1-2 4-5	10-9 7-6	(1-2), (4-5) 0.29 (10-9), (7-6) 1.1	250	(10-9), (7-6) 2,000

Technical Data

GENERAL SPECIFICATIONS

PARAMETER	UNIT	MIL-STD-1553 TRANSFORMER SERIES					
		B-2000	DSS-2000	DSS-3000	HLP-6000	MLP-2000	TSM-2000
Case	—	Flame Resistant, Diallyl Phthalate	Flame Resistant, Diallyl Phthalate	Flame Resistant, Diallyl Phthalate	Nickel Plated Kovar	Flame Resistant, Diallyl Phthalate	Flame Resistant, Diallyl Phthalate
Terminals	—	Sn63 Solder-Dipped Copper Clad Steel	C5191 Phosphor Bronze, SN 60 Plated over Nickel	C5191 Phosphor Bronze, SN 60 Plated over Nickel	Gold Plating over Nickel Plated Kovar	C11000 ETP, Sn60 Plated over Nickel	C11000 ETP, Sn60 Plated over Nickel
Weight (max)	oz (g)	0.175 (5)	0.176 (5)	0.353 (10)	0.176 (5)	0.044 (1.25)	0.11 (3)
Terminal Strength (note 1)	lbs	2	2	2	2	2	2
Dielectric Withstanding Voltage (note 2)	Vrms	100	100	100	100	100	100
Life (expectancy "x") (note 3)	Hrs	10,000 min	10,000 min	10,000 min	10,000 min	10,000 min	10,000 min
Insulation Resistance (note 4)	MΩ	1,000 min	1,000 min	1,000 min	1,000 min	1,000 min	1,000 min
Pulse Width (of Output Pulse) (note 5)	μs	2	2	2	2	2	2
Overshoot (note 5)	V	<1	±1 max	±1 max	±1 max	±1 max	±1 max
Common Mode Rejection (note 6)	db	45 min	45	45	45	45	45
Drop (note 5)	%	20 max	≤ 20	≤ 20	≤ 20	≤ 20	≤ 20

Notes: 1. 2 pounds applied force, Method 211, MIL-STD-202, Test condition A.
 2. Method 301, MIL-STD-202.
 3. In accordance with MIL-PRF-21038.

4. At 250 Vdc using Method 302, Test condition B, MIL-STD-202.
 5. Tested using Figure 3 with resulting Figure 1 waveform.
 6. Tested using Figure 2.

Recommended MIL-STD-1553 Terminals (include protocol & transceivers)

Micro-ACE® Series



MIL-STD-1553
MIL-STD-1760



Features:

- 128-Ball Plastic BGA Package (BU-61XX0B3)
- 324-Ball Thermally Enhanced (TE) Package (BU-64X4X/BU-65XX3)
- Supports 1553A/B Notice 2, McAir, STANAG 3838 Protocols
- Compatible with Mini-ACE and ACE Generations
- Temp Range: -40°C to +85°C (-40°C to +100°C Micro-ACE-TE)
- Generic Processor or PCI Interfacet

Applications:

- Mission Computers
- Data Recorders
- LRUs
- Displays
- Ground Vehicles
- Commercial Aerospace

Complete Info: www.ddc-web.com/BU-64X4X
www.ddc-web.com/BU-61XX0

Mini-ACE® Mark3 Series



MIL-STD-1553
MIL-STD-1760



Features:

- World's only 3.3 Volt-Only or 5 Volt-Only Terminal (No other power supplies required)
- Smallest CQFP 22.35 mm x 22.35 mm x 3.3 mm (0.88 in. X 0.88 in. x 0.130 in.)
- Supports 1553A/B Notice 2, McAir, STANAG 3838 Protocols
- Highly Flexible Host Side Interface
- Generic Processor or PCI Interface
- Temp Range: -55°C to +125°C

Applications:

- New Product Development
- Mission Computers
- Data Recorders
- LRUs
- Displays
- Ground Vehicles
- Commercial Aerospace

Complete Info: www.ddc-web.com/BU-64XX3



BETA TRANSFORMER TECHNOLOGY CORPORATION
 REGISTERED TO ISO 9001:2008
 REGISTERED TO AS9100:2004-01
 FILE NO. A6054



The information in this Product Brief is believed to be accurate; however, no responsibility is assumed by Beta Transformer Technology Corporation for its use, and no license or rights are granted by implication or otherwise in connection therewith. Specifications are subject to change without notice.

Beta Transformer Technology Corp.
www.BTTC-Beta.com

For ordering assistance and technical support,

Call: 1-631-244-7393
 E-mail: sales@BTTC-Beta.com
 Visit: www.BTTC-Beta.com

Headquarters, N.Y., U.S.A. - Tel: (631) 244-7393
 United Kingdom - Tel: +44-(0)1635-811140, Fax: +44-(0)1635-32264
 France - Tel: +33-(0)1-41-16-3424, Fax: +33-(0)1-41-16-3425
 Germany - Tel: +49-(0)89-1500-12-11, Fax: +49(0)89-1500 12-22
 Japan - Tel: +81-(0)3-3814-7688, Fax: +81-(0)3-3814-7689
 Asia - Tel: +65-6489-4801