



Monitoring relay, can be mounted to Contactor 3RT2, Size S00 basic, analog adjustment Apparent current monitoring 1.6-16 A, 20-400 Hz, 2-phase Supply 24-240 V AC/DC 1 change-over contact Monitoring for Current overshoot and undershoot Phase failure, Cable break with or without fault buffer ON delay 0-60 s Noise pulse suppression 0-30 s Switching hysteresis 6% Screw connection system

Product brand name	SIRIUS
Product designation	Monitoring relays
Design of the product	analogically adjustable, 2-phase current monitoring
Product type designation	3RR2

General technical data	
Size of contactor can be combined company-specific	S00
Operating apparent output rated value	4 V·A
Insulation voltage <ul style="list-style-type: none"> • for overvoltage category III according to IEC 60664 — with degree of pollution 3 rated value 	690 V
Surge voltage resistance rated value	6 kV
Protection class IP <ul style="list-style-type: none"> • on the front • of the terminal 	IP20 IP20
Shock resistance	15g / 11 ms
Vibration resistance	10 ... 55 Hz / 0.35 mm
Mechanical service life (switching cycles) <ul style="list-style-type: none"> • typical 	10 000 000

Electrical endurance (switching cycles)	
<ul style="list-style-type: none"> • at AC-15 at 230 V typical 	100 000
Reference code acc. to DIN 40719 extended according to IEC 204-2 acc. to IEC 750	K
Reference code acc. to DIN EN 81346-2	K
Reference code acc. to DIN EN 61346-2	K
Relative repeat accuracy	2 %

Supply voltage

Type of voltage of the supply voltage	AC/DC
Supply voltage 1 at AC	
<ul style="list-style-type: none"> • at 50 Hz 	24 ... 240 V
<ul style="list-style-type: none"> • at 60 Hz 	24 ... 240 V
Supply voltage 1 at DC	24 ... 240 V
Supply voltage frequency	
<ul style="list-style-type: none"> • 1 	50 ... 60 Hz

Measuring circuit

Type of current for monitoring	AC
Adjustable pick-up value current	
<ul style="list-style-type: none"> • 1 	1.6 ... 16 A
<ul style="list-style-type: none"> • 2 	1.6 ... 16 A
Adjustable response delay time	
<ul style="list-style-type: none"> • when starting 	0 ... 60 s
<ul style="list-style-type: none"> • with lower or upper limit violation 	0 ... 30 s

Precision

Temperature drift per °C	0.1 %/°C
---------------------------------	----------

Communication/ Protocol

Protocol is supported	
<ul style="list-style-type: none"> • IO-Link protocol 	No
Type of voltage supply via input/output link master	No

Auxiliary circuit

Number of CO contacts	
<ul style="list-style-type: none"> • for auxiliary contacts 	1
Operating current of auxiliary contacts at AC-15	
<ul style="list-style-type: none"> • at 24 V 	3 A
<ul style="list-style-type: none"> • at 230 V 	3 A
<ul style="list-style-type: none"> • at 400 V 	3 A
Operating current of auxiliary contacts at DC-13	
<ul style="list-style-type: none"> • at 24 V 	1 A
<ul style="list-style-type: none"> • at 125 V 	0.2 A
<ul style="list-style-type: none"> • at 250 V 	0.1 A

Contact rating of auxiliary contacts according to UL	B300 / R300
Main circuit	
Operating power	
• rated value	2.5 W
Outputs	
Operating current at 17 V minimum	5 mA
Electromagnetic compatibility	
EMC emitted interference	
• acc. to IEC 60947-1	ambience A (industrial sector)
EMI immunity	
• acc. to IEC 60947-1	ambience A (industrial sector)
Safety related data	
Protection against electrical shock	finger-safe
Connections/Terminals	
Product function	
• removable terminal for main circuit	No
• removable terminal for auxiliary and control circuit	Yes
Type of electrical connection	
• for main current circuit	screw-type terminals
• for auxiliary and control current circuit	screw-type terminals
Type of connectable conductor cross-sections	
• for main contacts	
— solid	2x (0.5 ... 1.5 mm ²), 2x (0.75 ... 2.5 mm ²), 2x (1 ... 4 mm ²)
— finely stranded with core end processing	2x (0.5 ... 1.5 mm ²), 2x (0.75 ... 2.5 mm ²)
• at AWG conductors for main contacts	1x 12, 2x (20 ... 14)
Connectable conductor cross-section for main contacts	
• single or multi-stranded	0.75 ... 4 mm ²
• finely stranded with core end processing	0.5 ... 2.5 mm ²
Type of connectable conductor cross-sections	
• for auxiliary contacts	
— solid	1x (0.5 ... 4 mm ²), 2x (0.5 ... 2.5 mm ²)
— finely stranded with core end processing	1x (0.5 ... 2.5 mm ²), 2x (0.5 ... 1.5 mm ²)
• at AWG conductors for auxiliary contacts	2x (20 ... 14)
AWG number as coded connectable conductor cross section	
• for main contacts	20 ... 12
Tightening torque	
• with screw-type terminals	0.8 ... 1.2 N·m

Installation/ mounting/ dimensions

Mounting position	any
Mounting type	direct mounting
Height	79 mm
Width	45 mm
Depth	80 mm
Required spacing	
<ul style="list-style-type: none"> • with side-by-side mounting <ul style="list-style-type: none"> — forwards 0 mm — Backwards 0 mm — upwards 0 mm — downwards 0 mm — at the side 0 mm • for grounded parts <ul style="list-style-type: none"> — forwards 0 mm — Backwards 0 mm — upwards 0 mm — at the side 6 mm — downwards 0 mm • for live parts <ul style="list-style-type: none"> — forwards 0 mm — Backwards 0 mm — upwards 0 mm — downwards 0 mm — at the side 6 mm 	

Ambient conditions

Installation altitude at height above sea level	
<ul style="list-style-type: none"> • maximum 2 000 m 	
Ambient temperature	
<ul style="list-style-type: none"> • during operation -25 ... +60 °C • during storage -40 ... +80 °C 	

Certificates/approvals

General Product Approval	EMC	Declaration of Conformity
--------------------------	-----	---------------------------



CCC



CSA



UL



C-Tick



EG-Konf.

Test Certificates	Marine / Shipping
-------------------	-------------------

[Type Test Certificates/Test Report](#)

[Special Test Certificate](#)



ABS



BUREAU VERITAS



LRS



PRS

Marine / Shipping	other
-------------------	-------



RINA



RMRS



DNV-GL
DNVGL.COM/AF

[Confirmation](#)

Further information

Information- and Downloadcenter (Catalogs, Brochures,...)

<http://www.siemens.com/industrial-controls/catalogs>

Industry Mall (Online ordering system)

<https://mall.industry.siemens.com/mall/en/en/Catalog/product?mlfb=3RR2141-1AW30>

Cax online generator

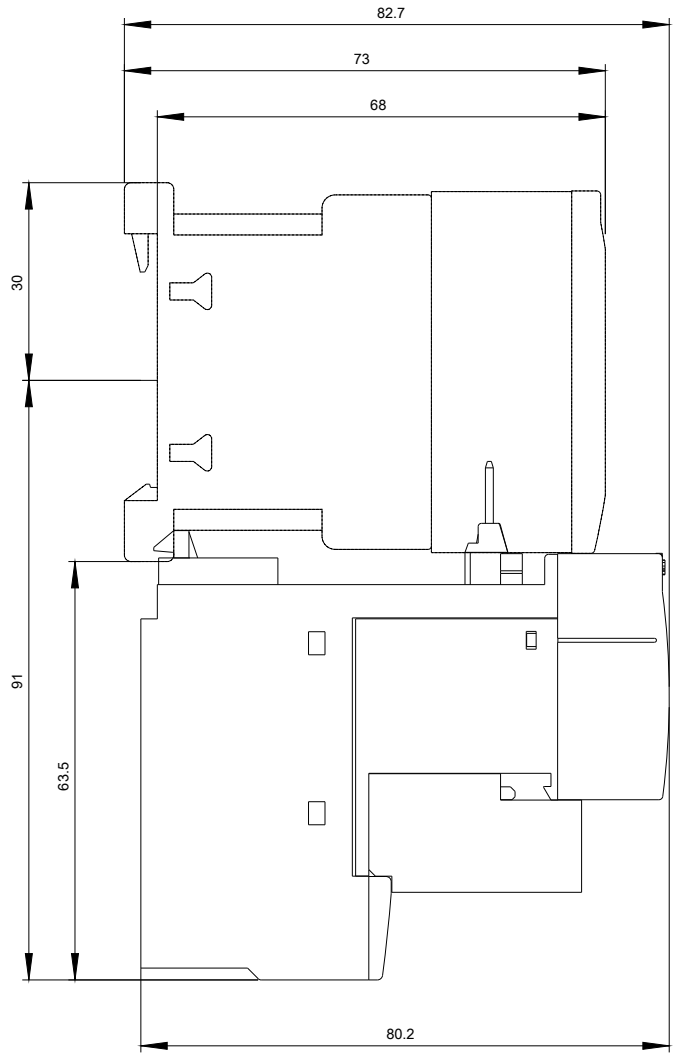
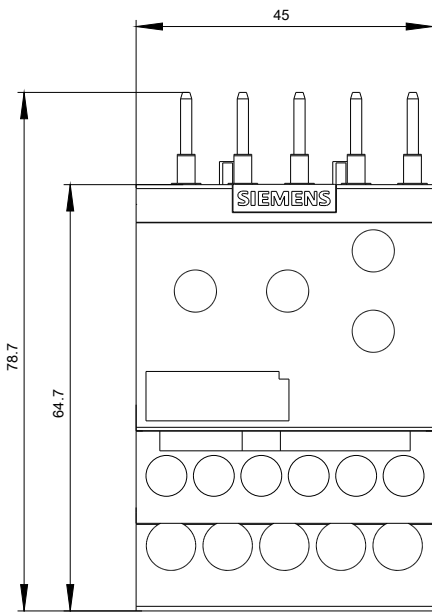
<http://support.automation.siemens.com/WW/CAXorder/default.aspx?lang=en&mlfb=3RR2141-1AW30>

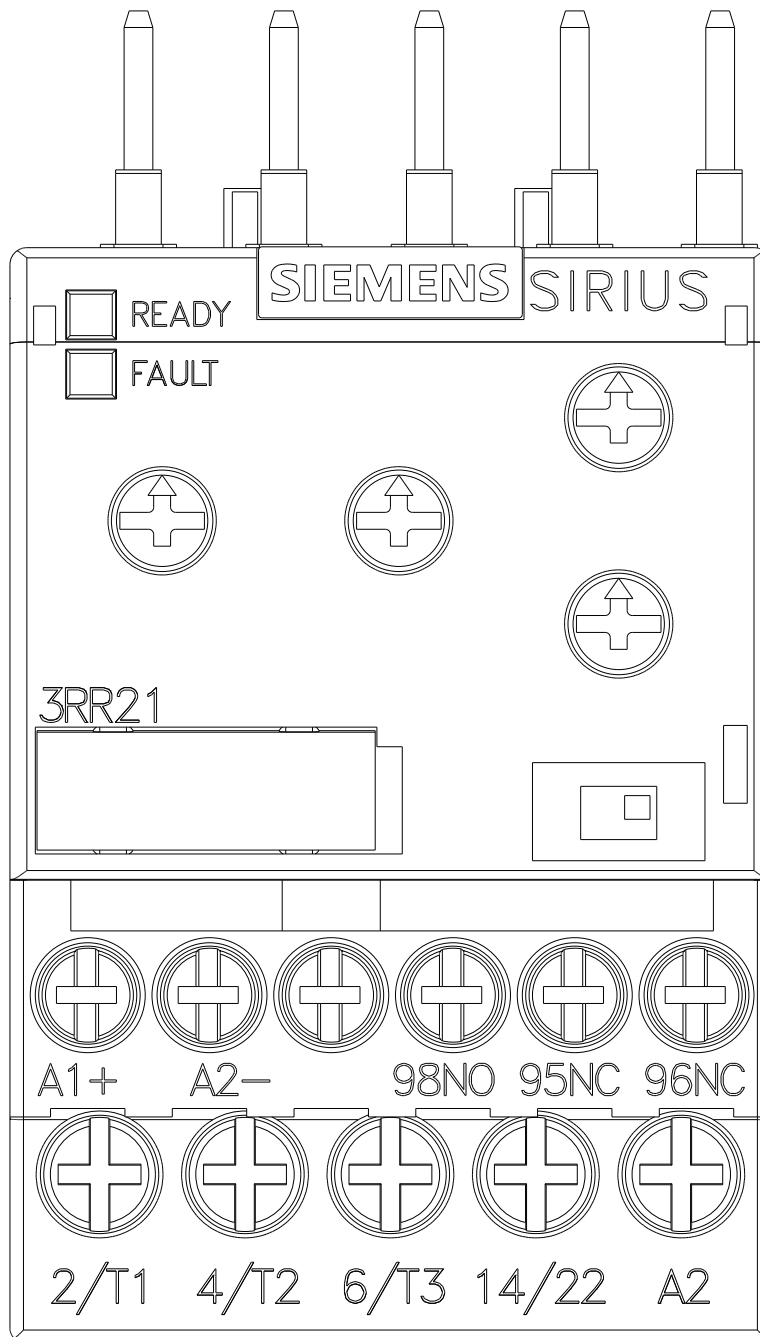
Service&Support (Manuals, Certificates, Characteristics, FAQs,...)

<https://support.industry.siemens.com/cs/ww/en/ps/3RR2141-1AW30>

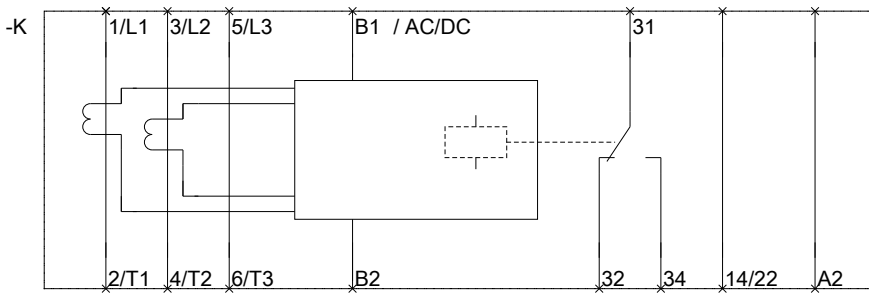
Image database (product images, 2D dimension drawings, 3D models, device circuit diagrams, EPLAN macros, ...)

http://www.automation.siemens.com/bilddb/cax_de.aspx?mlfb=3RR2141-1AW30&lang=en





ANBERBAC



ANBERBAC

last modified:

07/20/2018