



NATIONAL HYBRID, INC.

2200 Smithtown Avenue, Ronkonkoma, NY 11779
(516) 981-2400 FAX 516-981-8888

Mil-Std-1553/1760 Products NHI-1573 Series +5V Monolithic Dual Transceivers

Features:

- Fully Compliant, Mil-Std-1553A & B, Mil-Std-1760, MacAir Dual Transceivers!!
- Single +5V +/- 10% Supply !!
- 0.95 Watts Maximum Power Dissipation @ 100% Duty Cycle !!
- Output Driver Withstands Short Circuit Fault Indefinitely with Built-In Shutdown/Recovery Circuit !!
- Proprietary Monolithic Design Provides Superior Reliability, Noise Performance and Thermal Impedance !!

Description:

The NHI-1573 series of Mil-Std-1553/1760 monolithic dual transceivers is available in a 0.800" x 0.600", 24 pin ceramic flatpack package.

Each receiver converts the 1553 bus bi-phase data to complementary RX and RX_L TTL digital outputs for use by the manchester decoder. The device provides independent receiver enables for each channel.

The transmitters will output bi-phase manchester to the coupling transformer when the TX and TX_L inputs are driven by complementary TTL digital data. The device provides an independent transmitter inhibit TXINH for each channel.

The transmitter outputs are connected to the receiver inputs internal to the device for each channel. This results in only two connections BUS & BUS_L to the coupling transformer per channel.

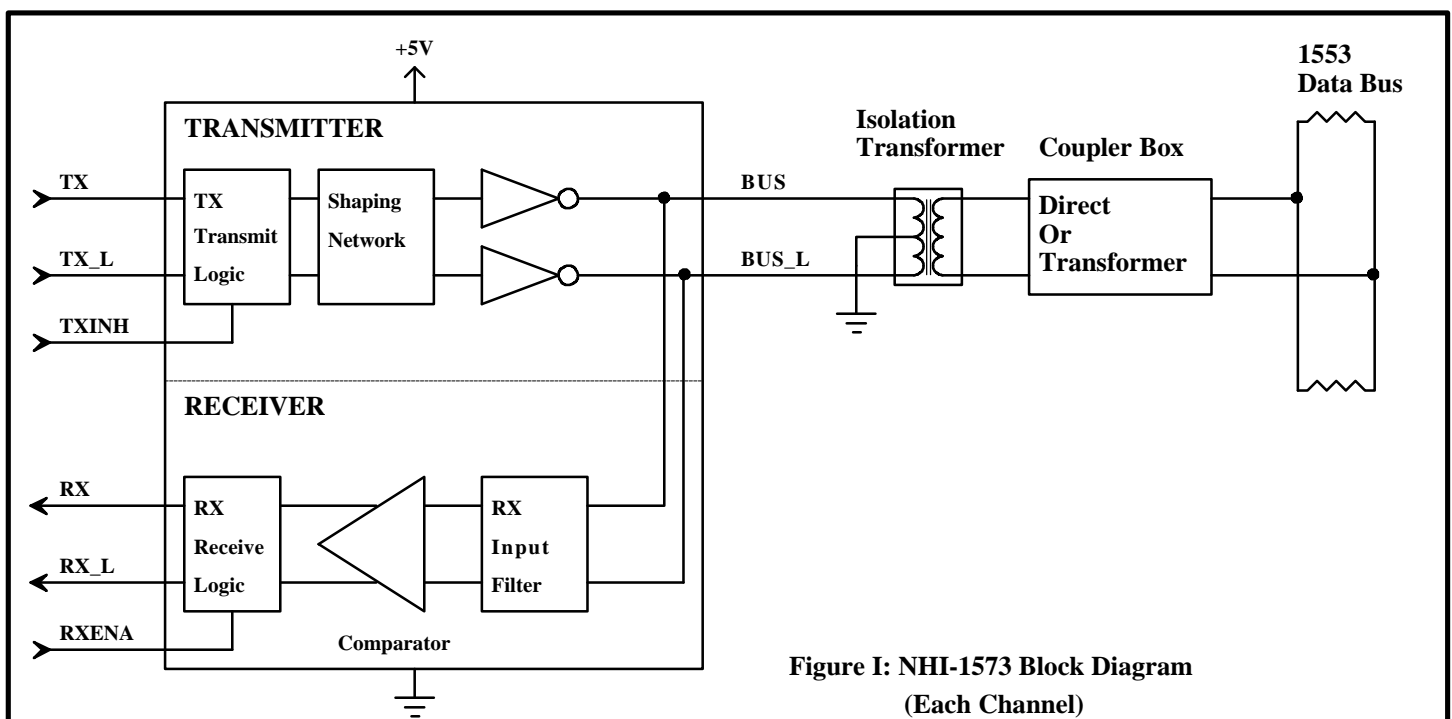


Figure I: NHI-1573 Block Diagram
(Each Channel)

NHI-1573 Series

TABLE I: Electrical Specifications

Parameter	Condition	Symbol	Min	Typ	Max	Units
POWER SUPPLY REQUIREMENT		Vcc	4.7		5.5	V
TOTAL SUPPLY CURRENT	Vcc=5.0V, Not Transmitting	Icc1		70	80	mA
	Vcc=5.0V, Transmit one channel @ 50% duty cycle	Icc2		320	340	mA
	Vcc=5.0V, Transmit one channel @ 100% duty cycle	Icc3		570	615	mA
POWER DISSIPATION	Vcc=5.0V, Not Transmitting	Pd1			0.4	W
	Vcc=5.0V, Transmit one channel @ 100% duty cycle	Pd2			0.95	W
OPERATING TEMPERATURE	Junction	Tj	-55		165	°C
	Case	Tc	-55		125	°C
	Storage	Ts	-55		165	°C
THERMAL IMPEDANCE	Junction to Case	θjc			4	°C/W
LOGIC I/O						
RXENA_A, TXA, TXA_L, TXINH_A, RXENA_B, TXB, TXB_L, TXINH_B	Vcc= 5.5V, Vil= 0.0V	Iil			-0.4	mA
	Vcc= 4.5V, Vih= 2.7V	Iih			20	uA
RXA, RXA_L, RXB, RXB_L	Vcc= 5.5V, Iol= -4mA	Vol			0.4	V
	Vcc= 4.5V, Ioh= 400 uA	Voh	2.7			V
RECEIVER						
	Differential	Rin	20			k Ω
Input Capacitance	Differential	Cin			5	pF
Common Mode Rejection Ratio		CMRR	40			dB
Input Level	Differential	Vin			40	Vpp
TRANSMITTER						
Output Voltage	Across 140 Ω load	V _{out}	29		36	Vpp
Rise/Fall Time	10% to 90% of peak to peak output	t _r , t _f	100	150	300	nS
	Across 35 Ω load	V _{dyn}	-90		90	mV
Output Noise	Differential	V _{npp}			10	mVpp
Output Resistance	Differential, not transmitting	R _{out}	10			kΩ

NHI-1573 Series

Table II: Pin Functions

Pin#	Function	Pin#	Function
1	BUS_A	24	TXA_L
2	BUS_A_L	23	TXA
3	GND_A	22	TXINH_A
4	RXA	21	GND_A
5	RXENA_A	20	+5V_A
6	RXA_L	19	GND_A
7	BUS_B	18	TXB_L
8	BUS_B_L	17	TX_B
9	GND_B	16	TXINH_B
10	RXB	15	GND_B
11	RXENA_B	14	+5V_B
12	RXB_L	13	GND_B

Transformer Requirements:

The NHI-1573 series requires a transformer with a turns ratio of 1:2.5 for Direct Coupling, and a turns ratio of 1:1.79 for Transformer Coupling to the Mil-Std-1553 Bus. Technitrol part number Q1553-45 or equivalent is recommended. The center tap on the transceiver side of the isolation transformer must be grounded.

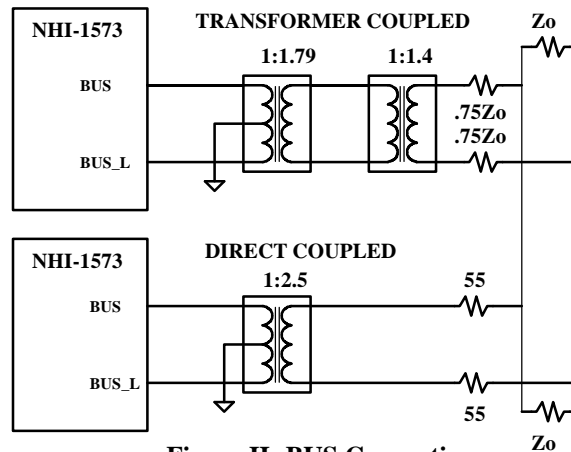


Figure II: BUS Connections

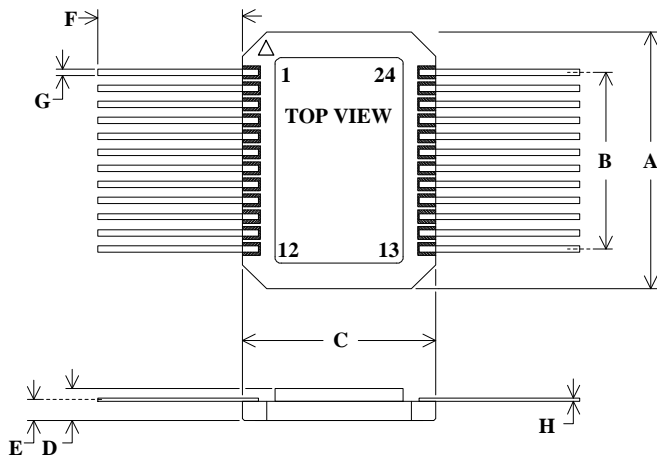


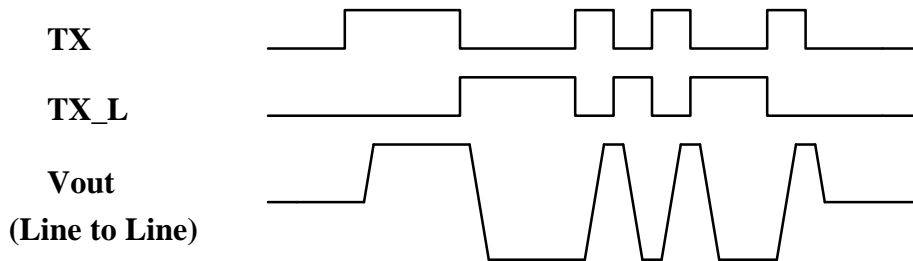
Figure III: Flatpack Package Detail

Table III: Flatpack Dimensions

DIM	TYP (inches)	TOL (+/- inches)
A	0.800 "	0.008 "
B	11 EQ SP @	0.050 = 0.550 "
C	0.590 "	0.006 "
D	0.090 "	0.008 "
E	0.060 "	0.010 "
F	0.500 "	MIN
G	0.015 "	0.002 "
H	0.010 "	0.002 "

NHI-1573 Series

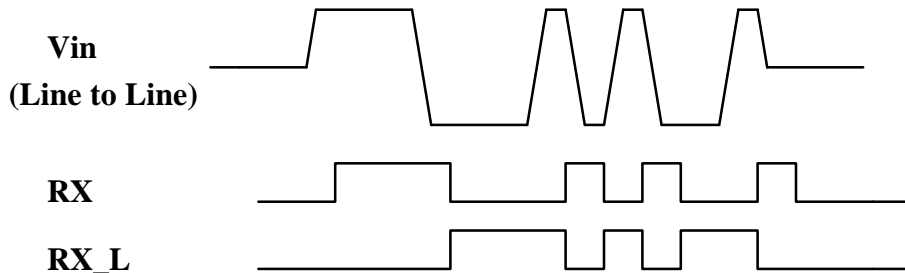
Transmit Waveforms



Transmitter Operation:

A high level input on TXINH will inhibit the transmitter outputs. If the TX & TX_L transmitter inputs are both high or both low, the transmitter is also inhibited. The output drivers are short circuit protected and the device will "fold back" to decrease power dissipation under this condition until the fault is removed.

Receive Waveforms



Receiver Operation:

A low level input on RXENA will disable the receiver outputs RX & RX_L regardless of bus activity. The receiver output compatibility may be specified as logic 0 or logic 1 when in standby mode.

** See Ordering Information

Ordering Information:

NHI-1573 FP / 883

Reliability Grade

- 883 = Fully Compliant with Mil-Std-883
- M = Screened to Mil-Std-883, -55 to +125 °C
- Blank = Industrial, -40 to +85 °C

Package Style

- FP = Flatpack (Figure III)

Decoder Compatibility

- | | |
|--------------------|------------------------------|
| 73 = Mil-Std-1553, | RX & RX_L, Standby = Logic 0 |
| 74 = Mil-Std-1553, | RX & RX_L, Standby = Logic 1 |
| 93 = MacAir, | RX & RX_L, Standby = Logic 0 |
| 94 = MacAir, | RX & RX_L, Standby = Logic 1 |

** SMD Listing: DESC Drawing# 5962-92061

See QML-38534 for NHI's Manufacturer Qualification Under Mil-PRF-38534