

PN332F

PIN Photodiode

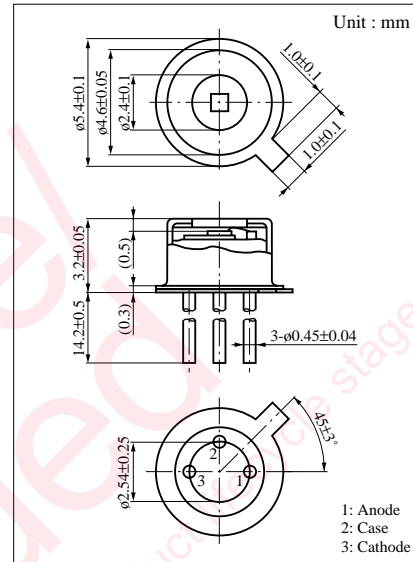
For optical fiber communication systems

■ Features

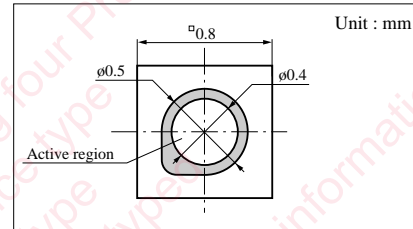
- Metal package with shield pin
- High coupling capability suitable for glass fiber (GI50/125)
- High quantum efficiency
- High-speed response

■ Absolute Maximum Ratings (Ta = 25°C)

Parameter	Symbol	Ratings	Unit
Reverse voltage (DC)	V_R	30	V
Power dissipation	P_D	100	mW
Operating ambient temperature	T_{opr}	-25 to +100	°C
Storage temperature	T_{stg}	-30 to +100	°C



■ Dimensions of detection area



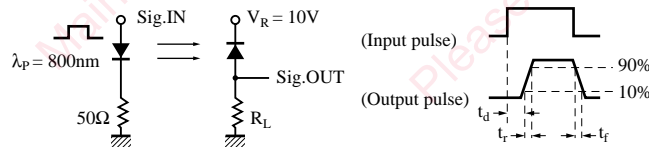
■ Electro-Optical Characteristics (Ta = 25°C)

Parameter	Symbol	Conditions	min	typ	max	Unit
Dark current	I_D	$V_R = 10V$		0.1	1	nA
Photo current	I_L	$V_R = 10V, L = 1000 \text{ lx}^{*1}$		1		μA
Peak sensitivity wavelength	λ_P	$V_R = 10V$		800		nm
Response time	t_r, t_f^{*2}	$V_R = 10V, R_L = 50\Omega$			1	ns
Capacitance between pins	C_t	$V_R = 10V, f = 1MHz$		2		pF
Acceptance half angle	θ	Measured from the optical axis to the half power point		40		deg.
Quantum efficiency	η	$V_R = 10V, \lambda = 850nm$	60	75		%
Photo sensitivity	S	$V_R = 10V, \lambda = 800nm$		0.6		A/W

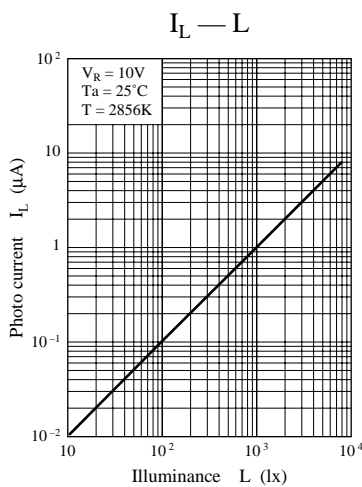
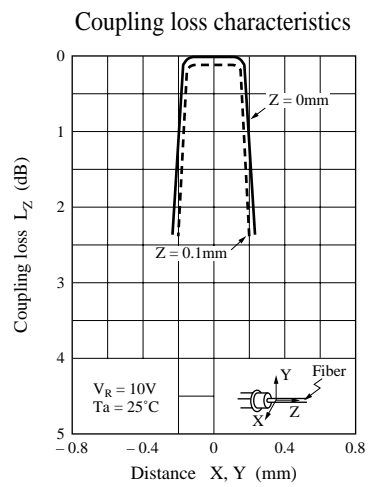
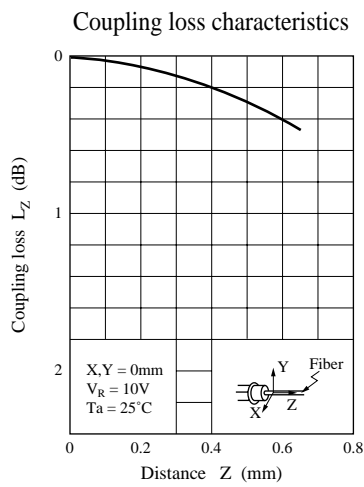
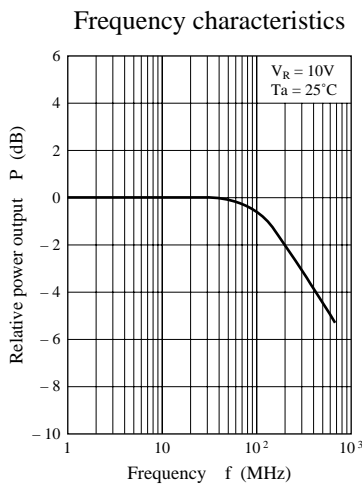
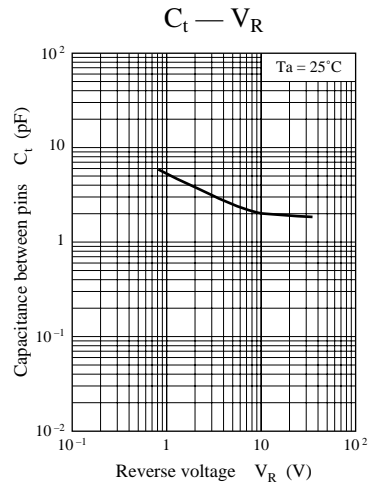
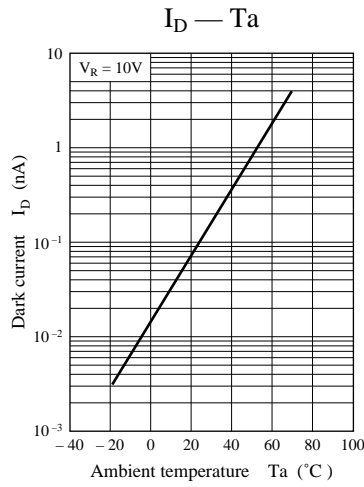
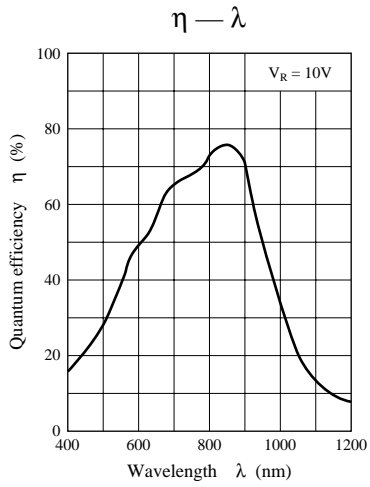
Note) The glass strength of this product cannot withstand loads of 0.5 kg or greater. This fact needs to be taken into consideration if optical fibers are to be mounted on the product.

*1 Measurements were made using a tungsten lamp (color temperature T = 2856K) as a light source.

*2 Switching time measurement circuit



t_d : Delay time
 t_r : Rise time (Time required for the collector photo current to increase from 10% to 90% of its final value)
 t_f : Fall time (Time required for the collector photo current to decrease from 90% to 10% of its initial value)



Request for your special attention and precautions in using the technical information and semiconductors described in this book

- (1) If any of the products or technical information described in this book is to be exported or provided to non-residents, the laws and regulations of the exporting country, especially, those with regard to security export control, must be observed.
- (2) The technical information described in this book is intended only to show the main characteristics and application circuit examples of the products, and no license is granted under any intellectual property right or other right owned by our company or any other company. Therefore, no responsibility is assumed by our company as to the infringement upon any such right owned by any other company which may arise as a result of the use of technical information described in this book.
- (3) The products described in this book are intended to be used for standard applications or general electronic equipment (such as office equipment, communications equipment, measuring instruments and household appliances).
Consult our sales staff in advance for information on the following applications:
 - Special applications (such as for airplanes, aerospace, automobiles, traffic control equipment, combustion equipment, life support systems and safety devices) in which exceptional quality and reliability are required, or if the failure or malfunction of the products may directly jeopardize life or harm the human body.
 - Any applications other than the standard applications intended.
- (4) The products and product specifications described in this book are subject to change without notice for modification and/or improvement. At the final stage of your design, purchasing, or use of the products, therefore, ask for the most up-to-date Product Standards in advance to make sure that the latest specifications satisfy your requirements.
- (5) When designing your equipment, comply with the range of absolute maximum rating and the guaranteed operating conditions (operating power supply voltage and operating environment etc.). Especially, please be careful not to exceed the range of absolute maximum rating on the transient state, such as power-on, power-off and mode-switching. Otherwise, we will not be liable for any defect which may arise later in your equipment.
 - Even when the products are used within the guaranteed values, take into the consideration of incidence of break down and failure mode, possible to occur to semiconductor products. Measures on the systems such as redundant design, arresting the spread of fire or preventing glitch are recommended in order to prevent physical injury, fire, social damages, for example, by using the products.
- (6) Comply with the instructions for use in order to prevent breakdown and characteristics change due to external factors (ESD, EOS, thermal stress and mechanical stress) at the time of handling, mounting or at customer's process. When using products for which damp-proof packing is required, satisfy the conditions, such as shelf life and the elapsed time since first opening the packages.
- (7) This book may be not reprinted or reproduced whether wholly or partially, without the prior written permission of Matsushita Electric Industrial Co., Ltd.