SYMBOL DEFINITION		MISSING NUMBERS
THE NUMBER INSIDE THE SYMBOL (—) CORRESPONDS TO THE NUMBER ON THE INSPECTION REPORT FOR THIS DRAWING/PART NUMBER	TOTAL NO. OF SYMBOLS ON DRAWING: 21	
	LAST NO. USED: 100	

DWG STATUS					ZONE	REVISION HISTORY	AUTH	DR	APVD	APVD
DATE	STG	REV	N/P	CHG						
25JN02	R	01	-	-		CLEARED REV COL & 12092685 - REINSTATED	206713	RDH	RDH	GO

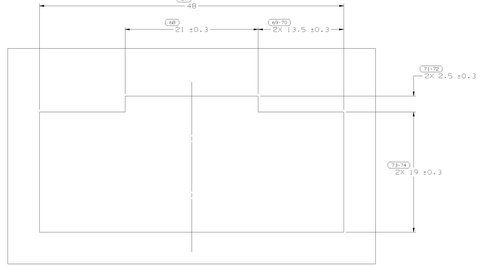

CASE OPENING
RECOMMENDED CASE THICKNESS 1.27

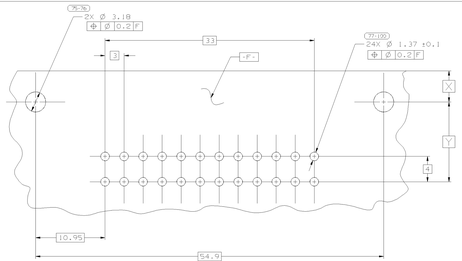

CONNECTOR MOUNTING SIDE
RECOMMENDATIONS

1. BOARD THICKNESS 1.50MM
2. SOLDER - THROUGH HOLES
3. #4-40 FASTENER

INSPECTION SYMBOLS SHOWN THESE VIEWS ARE FOR REFERENCE ONLY

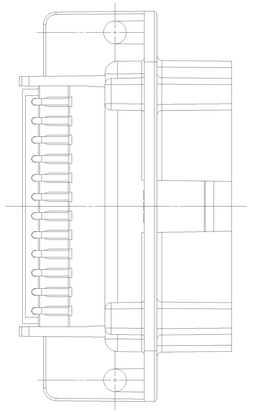

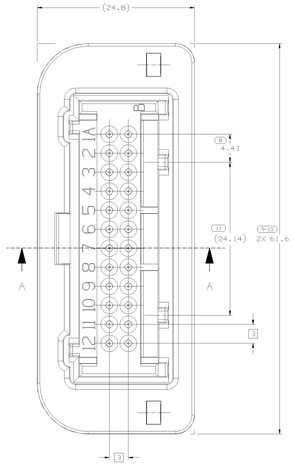

TYPE 101

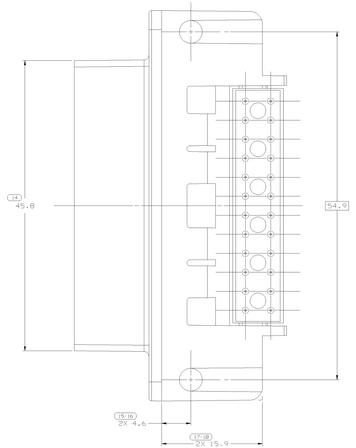

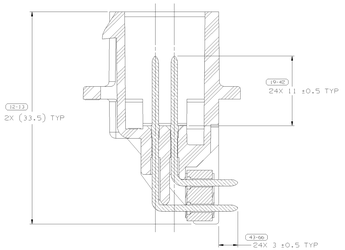

SECTION A - A

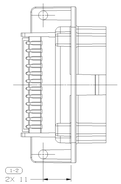

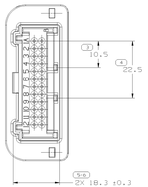

TYPE 102
SAME AS TYPE 101
EXCEPT AS SHOWN

NOTES

1. UNLESS OTHERWISE SPECIFIED AND/OR INDICATED:
   DIMENSIONS ARE TO FACE OF VIEW SHOWN AND AUTOMATICALLY ROUNDED BY COMPUTER FOR INSPECTION. (SEE MATH MODEL FOR PRECISE DIMENSIONS.) FOR ALL OTHER DIMENSIONS NOT SHOWN BUT REQUIRED FOR TOOL BUILD, SEE MATH MODEL FOR PRECISE TOOL PATH DATA.
2. THIS PART IS NOT CONTROLLED FOR AUTOMATIC FEEDING.
3. SEALING CODE 0 - UNSEALED
4. MATING COMPONENTS OR EQUIVALENT:
   CONNECTOR - SEE CHART.
5. THIS ASSEMBLY ACCEPTS THE FOLLOWING COMPONENTS OR EQUIVALENT:
   CONNECTOR POSITION ASSURANCE 12077899
6. SEE AEF1102F-001 FOR FERRITE SPECIFICATION. PLACE FERRITE WITH CHAMFER LEAD-IN FIRST.

	PART NO	STG	REV	N/P	STATUS	TYPE	X	Y	Z	FERRITE	CONNECTOR	MATING ASM
1	15756775	R	001	-		102	10.2	6.2	AEF1102L-001		15756774	12092689
	12092685	R	07	-		102	10.2	6.2	AEF1102L-001		12092684	12092689
	12084696	R	E7	-	OBSOLETE	101	7.8	12.6	NO FERRITE		12077895	12084697

8.2 MAX

8.1 MAX

SHARP CORNER TOLERANCE

DRAWING NUMBER						
12092687						
SIZE	SCALE	FRAME NO	SHEET NO	STG	REV	N/P
A1x3	5:1	2 OF 2	1 OF 1	R	01	-

DIMENSIONS	MM	INCHES
DIMENSIONS ENCLOSED IN ( ) INDICATE REFERENCE DIMENSIONS. NO TOLERANCE GIVEN OR CONTROLLED.		
DIMENSIONS ENCLOSED IN [ ] INDICATE BASIC DIMENSIONS.		
DECIMAL PLACES	.XX	.XXX
TOLERANCE	±0.25	±0.10
ANGULAR TOLERANCE ±1°		

THIRD ANGLE PROJECTION

DO NOT SCALE

USE MATH DATA

DELPHI
DELPHI PACKARD ELECTRIC SYSTEMS
WARREN, OH

		DATE
DR		
APVD	TERRY MARRIE	20DEC02
APVD	TERRY MARRIE	20DEC02
APVD	X. BANCROFT	04JAN03
APVD		
APVD		

SUBSTRATES OF CONCERN AND RECYCLED CONTENT PER DELPHI 25N000

MATERIAL	SEE DRAWING
DRAWING NAME	ASM CONN 24M MIC/P 100
DRAWING NUMBER	12092687
SIZE A1x3	SCALE 5:1
FRAME NO 1 OF 2	SHEET NO 1 OF 1
STG R	REV 01
N/P -	

PART TYPE	PART DRAWING
STYLE	
VOLUME CONFIG	CUSTOM CODE
MODFIND	6900

UNLESS OTHERWISE SPECIFIED
THIS DOCUMENT IS IN ACCORDANCE WITH ASME Y14.5M-1994 UNLESS OTHERWISE SPECIFIED. DIMENSIONS AND TOLERANCES PER ASME Y14.5M - 1994. ALL DIMENSIONS, TOLERANCES AND RELATED DETAILS APPLY AFTER PLATING. ALL # INTERSECT FORM AT 90 DEGREES UNLESS OTHERWISE SPECIFIED. DIMENSIONS ARE TO THE SURFACE PRIOR TO PLATING OR AT LEAST THE TOLERANCES SHOWN PLUS THE PLATING THICKNESS. DIMENSIONS ARE NOT REPRODUCED BY DATUM REFERENCE.

REFERENCE

001,701

(8)-09 PROJECTS SENSITIVE DIMENSION

DIMENSIONS ENCLOSED IN ( ) INDICATE REFERENCE DIMENSIONS. NO TOLERANCE GIVEN OR CONTROLLED.

DIMENSIONS ENCLOSED IN [ ] INDICATE BASIC DIMENSIONS.

DECIMAL PLACES	.XX	.XXX	.XXXX	.XXXXX
TOLERANCE	±0.25	±0.10	±0.050	±0.025
ANGULAR TOLERANCE ±1°				

Dbar: w:\ifs Part: 12092687-0000.001 Date: 18-Oct-02 Time: 09:47 Macro:

18692051