

# SPRAGUE PROELECTRON T092 TRANSISTOR TYPES

## PROELECTRON T092 TRANSISTOR TYPES

Type No.	Polarity	Chip Process	Pd Ta=25 Deg. C. (mW)	Vcbo	Vceo	Vebo	DC Current Gain (hFE)				Vce (sat)		ft (MHz)	Ccb max @ 10V	N.F. max dB		
							Conditions		Limits		Ic (mA)	Max (V)				Ic (mA)	Max (V)
							Ic (mA)	Vce (V)	Min	Max							
BC167A	NPN	JGA	300	50	45	6	2	5	125	260	10	0.2	150	6.0	10		
BC167B	NPN	JGA	300	50	45	6	2	5	240	500	10	0.2	150	6.0	10		
BC168A	NPN	JGA	300	30	20	5	2	5	125	260	10	0.2	150	6.0	10		
BC168B	NPN	JGA	300	30	20	5	2	5	240	500	10	0.2	150	6.0	10		
BC168C	NPN	JGA	300	30	20	5	2	5	450	900	10	0.2	150	6.0	10		
BC169B	NPN	JGA	300	30	20	5	2	5	240	500	10	0.2	150	6.0	4		
BC169C	NPN	JGA	300	30	20	5	2	5	450	900	10	0.2	150	6.0	4		
BC182LA	NPN	JGA	300	60	50	6	2	5	120	220	100	0.6	150	6.0	10		
BC182LB	NPN	JGA	300	60	50	6	2	5	180	460	100	0.6	150	6.0	10		
BC212LA	PNP	JFA	300	60	50	5	2	5	120	220	100	0.6	150	6.0	10		
BC212LB	PNP	JFA	300	60	50	5	2	5	180	460	100	0.6	150	6.0	10		
BC237A	NPN	JGA	300	50	45	6	2	5	120	220	10	0.2	150	6.0	10		
BC237B	NPN	JGA	300	50	45	6	2	5	180	460	10	0.2	150	6.0	10		
BC238A	NPN	JGA	300	30	20	5	2	5	120	220	10	0.2	150	6.0	10		
BC238B	NPN	JGA	300	30	20	5	2	5	180	460	10	0.2	150	6.0	10		
BC238C	NPN	JGA	300	30	20	5	2	5	380	800	10	0.2	150	6.0	10		
BC239B	NPN	JGA	300	30	20	5	2	5	180	460	10	0.2	150	6.0	4		
BC239C	NPN	JGA	300	30	20	5	2	5	380	800	10	0.2	150	6.0	4		
BC257A	PNP	JFA	300	45	45	5	2	5	125	260	10	0.2	150	7.0	10		
BC257B	PNP	JFA	300	45	45	5	2	5	240	500	10	0.2	150	7.0	10		
BC258A	PNP	JFA	300	25	25	5	2	5	125	260	10	0.2	150	7.0	10		
BC258B	PNP	JFA	300	25	25	5	2	5	240	500	10	0.2	150	7.0	10		
BC258C	PNP	JFA	300	25	25	5	2	5	450	900	10	0.2	150	7.0	10		
BC259B	PNP	JFA	300	20	20	5	2	5	240	500	10	0.2	150	7.0	4		
BC259C	PNP	JFA	300	20	20	5	2	5	450	900	10	0.2	150	7.0	4		
BC307A	PNP	JFA	300	45	45	5	2	5	120	220	10	0.2	150	7.0	10		
BC307B	PNP	JFA	300	45	45	5	2	5	180	460	10	0.2	150	7.0	10		
BC308A	PNP	JFA	300	25	25	5	2	5	120	220	10	0.2	150	7.0	10		
BC308B	PNP	JFA	300	25	25	5	2	5	180	460	10	0.2	150	7.0	10		
BC308C	PNP	JFA	300	25	25	5	2	5	380	800	10	0.2	150	7.0	10		
BC309B	PNP	JFA	300	20	20	5	2	5	180	460	10	0.2	150	7.0	4		
BC309C	PNP	JFA	300	20	20	5	2	5	380	600	10	0.2	150	7.0	4		
BC327-16	PNP	DJC	625	45	45	5	100	1	100	250	500	0.7	100	12.0	-		
BC327-25	PNP	DJC	625	45	45	5	100	1	160	400	500	0.7	100	12.0	-		
BC327-40	PNP	DJC	625	45	45	5	100	1	250	630	500	0.7	100	12.0	-		
BC328-16	PNP	DJC	625	25	25	5	100	1	100	250	500	0.7	100	12.0	-		
BC328-25	PNP	DJC	625	25	25	5	100	1	160	400	500	0.7	100	12.0	-		
BC328-40	PNP	DJC	625	25	25	5	100	1	250	630	500	0.7	100	12.0	-		
BC337-16	NPN	DID	625	45	45	5	100	1	100	250	500	0.7	100	12.0	-		
BC337-25	NPN	DID	625	45	45	5	100	1	160	400	500	0.7	100	12.0	-		
BC337-40	NPN	DID	625	45	45	5	100	1	250	630	500	0.7	100	12.0	-		
BC338-16	NPN	DID	625	25	25	5	100	1	100	250	500	0.7	100	12.0	-		
BC338-25	NPN	DID	625	25	25	5	100	1	160	400	500	0.7	100	12.0	-		
BC338-40	NPN	DID	625	25	25	5	100	1	250	630	500	0.7	100	12.0	-		
BC546A	NPN	FEE	500	80	65	6	2	5	110	220	100	0.6	300‡	4.5	10		
BC546B	NPN	FEE	500	80	65	6	2	5	200	450	100	0.6	300‡	4.5	10		
BC547A	NPN	FEL	500	50	45	5	2	5	110	220	100	0.6	300‡	4.5	10		
BC547B	NPN	FEL	500	50	45	5	2	5	200	450	100	0.6	300‡	4.5	10		
BC547C	NPN	FEL	500	50	45	5	2	5	420	800	100	0.6	300‡	4.5	10		
BC548A	NPN	FEL	500	30	30	5	2	5	110	220	100	0.6	300‡	4.5	10		
BC548B	NPN	FEL	500	30	30	5	2	5	200	450	100	0.6	300‡	4.5	10		
BC548C	NPN	FEL	500	30	30	5	2	5	420	800	100	0.6	300‡	4.5	4		
BC549B	NPN	FEL	500	30	30	5	2	5	200	450	100	0.6	300‡	4.5	4		
BC549C	NPN	FEL	500	30	30	5	2	5	420	800	100	0.6	300‡	4.5	4		
BC550A	NPN	FEL	500	50	45	5	2	5	110	220	100	0.6	300‡	4.5	4		
BC550B	NPN	FEL	500	50	45	5	2	5	200	450	100	0.6	300‡	4.5	4		
BC550C	NPN	FEL	500	50	45	5	2	5	420	800	100	0.6	300‡	4.5	4		
BC556A	PNP	BXG	500	80	65	5	2	5	110	220	100	0.65	150‡	4.5	10		
BC556B	PNP	BXG	500	80	65	5	2	5	200	450	100	0.65	150‡	4.5	10		
BC557A	PNP	BXG	500	50	45	5	2	5	110	220	100	0.65	150‡	4.5	10		
BC557B	PNP	BXG	500	50	45	5	2	5	200	450	100	0.65	150‡	4.5	10		
BC557C	PNP	BXG	500	50	45	5	2	5	420	800	100	0.65	150‡	4.5	10		
BC558A	PNP	BXG	500	30	30	5	2	5	110	220	100	0.65	150‡	4.5	10		
BC558B	PNP	BXG	500	30	30	5	2	5	200	450	100	0.65	150‡	4.5	10		
BC558C	PNP	BXG	500	30	30	5	2	5	420	800	100	0.65	150‡	4.5	10		
BC559A	PNP	BXG	500	30	30	5	2	5	110	220	100	0.65	150‡	4.5	4		
BC559B	PNP	BXG	500	30	30	5	2	5	200	450	100	0.65	150‡	4.5	4		
BC559C	PNP	BXG	500	30	30	5	2	5	420	800	100	0.65	150‡	4.5	4		



Balfour House, Churchfield Road  
Walton-on-Thames Surrey KT12 2TD, England  
Tel.: 0932-253355, FAX: 0932-246622, TLX: 926618 Sprage G

Copyright © 1989 Sprague Electric Company, April 1989

# SPRAGUE PROELECTRON T092 TRANSISTOR TYPES

Type No.	Polarity	Chip Process	Pd Ta = 25 Deg. C. (mW)	Vcbo	Vceo	Vebo	DC Current Gain (hFE)				Vce (sat)		ft (min) MHz	Ccb max @ 10V	N.F. max dB
							Conditions		Limits		Ic (mA)	Max (V)			
							Ic (mA)	Vce (V)	Min	Max					
BC560A	PNP	BXG	500	50	45	5	2	5	110	220	100	0.65	150‡	4.5	4
BC560B	PNP	BXG	500	50	45	5	2	5	200	450	100	0.65	150‡	4.5	4
BC560C	PNP	BXG	500	50	45	5	2	5	420	800	100	0.65	150‡	4.5	4
TP2369A	NPN	KLA	360	40	15	4.5	10	1	40	120	100	0.5	500	-	-

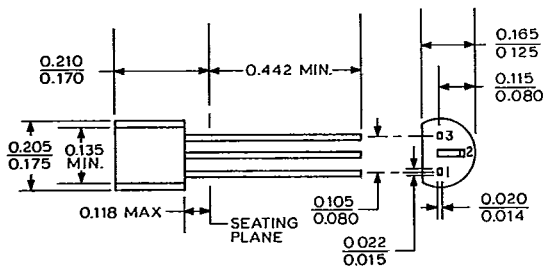
‡ Denotes FT typical and not a minimum figure.

Details of HYREL's screening.

- 100% D.C. tests.
- 100% temperature cycling between -55 and +150 degrees centigrade for 25 cycles.
- 100% 'hot' test of d.c. parameters at 105 degrees centigrade.
- Product branding with 'Q' part number.

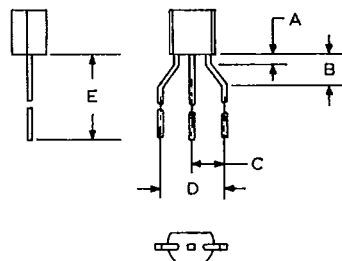
## PACKAGE INFORMATION T092

### DIMENSIONS IN INCHES



Dwg. No. A-13,613

### RADIAL-TAPED TO-226AA LEAD DIMENSIONS

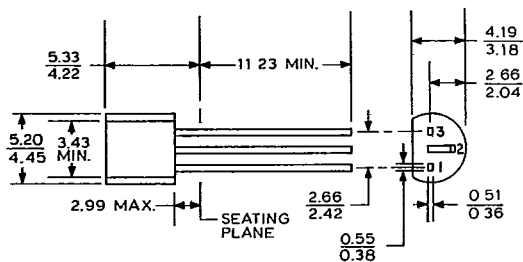


Dwg. No. A-13,628

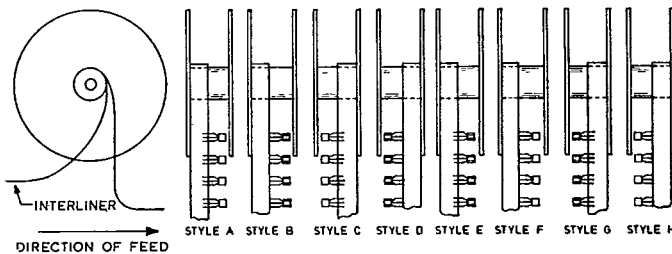
Dimension	Millimeters	Inches
A	1.52 ± 0.38	0.060 ± 0.015
B	3.18 ± 0.38	0.125 ± 0.015
C	2.54 ± 0.30	0.100 ± 0.012
D	5.08 + 0.76, - 0.20	0.200 + 0.030, - 0.008
E Min	12.70	0.500
E Max	15.70	0.620

Styles A and F - Flat side down, carrier tape to left.  
 Styles B and E - Flat side up, carrier tape to left.  
 Styles C and H - Flat side down, carrier tape to right.  
 Styles D and G - Flat side up, carrier tape to right.

### DIMENSIONS IN MILLIMETERS (Based on 1" = 25.40 mm)



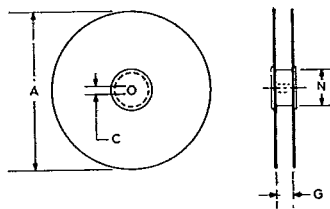
Dwg. No. A-13,614



Dwg. No. A-13,629

### REEL DIMENSIONS

Dimension	Millimeters	Inches
A	355.6 ± 6.35	14 ± 0.250
C	21.59 ± 6.35	0.850 ± 0.250
G	45.72 ± 7.62	1.800 ± 0.300
N Min.	76.20 ± 6.35	3.0 ± 0.250



Dwg. No. A13,630