

mm inch

UL File No.: E43149

CSA File No.: LR26550

- Smaller than most of 2 Form C relays
Header area: 80% of DS2 relay
Cubic measure: 57% of DS2 relay
- High sensitivity — 100 mW nominal power for 1 coil latching type
- DIP - matching 14 pin IC socket

SPECIFICATIONS

Contact

Arrangement	2 Form C		
Initial contact resistance, max. (By voltage drop 6 V DC 1 A)	50 mΩ		
Contact material	Gold-clad silver		
Nominal switching capacity	1A 30 VDC 0.5A 30 VAC		
Rating (resistive)	Max. switching power	30 W, 30 V A	
	Max. switching voltage	60 V DC, 125 V AC	
	Max. switching current	1 A	
	Min. switching capacity	1 mA 1 V DC	
UL/CSA rating	1 A 30 V DC 0.3 A 125 V AC 0.3 A 110 V DC		
Expected life (min. operations)	Mechanical (at 180 cpm)	Single side stable	5×10 ⁶
		1 coil & 2 coil latching	10 ⁶
	Electrical (at 20 cpm)	1 A 30 V DC resistive	10 ⁵
		0.5 A 30 V AC resistive	10 ⁵

Coil (Polarized) (at 25°C 77°F)

	Nominal	Minimum
Single side stable	200 mW	100 mW
1 coil latching	100 mW	65 mW
2 coil latching	200 mW	130 mW

Remarks

- *1 Measurement at same location as "Initial breakdown voltage" section
- *2 Detection current: 10mA
- *3 Excluding contact bounce time
- *4 Half-wave pulse of sine wave: 6ms; detection time: 10μs

Characteristics

Max. operating speed	60 cpm	
Initial insulation resistance*1	Min. 1,000 MΩ (at 500 V DC)	
Initial breakdown voltage*2	Between open contacts	500 Vrms for 1 min.
	Between contact sets	500 Vrms for 1 min.
Operate time*3 (at nominal voltage)	Between contacts and coil	1,000 Vrms for 1 min.
		Max. 5 ms (Approx. 2.5 ms)
Release time(without diode)*3 (at nominal voltage)	Max. 3 ms (Approx. 1 ms)	
Set time*3 (latching) (at nominal voltage)	Max. 5 ms (Approx. 2.5 ms)	
Reset time*3 (latching) (at nominal voltage)	Max. 3 ms (Approx. 2.5 ms)	
Temperature rise (at 20°C)	Max. 65°C with nominal voltage across coil and at nominal switching capacity	
Shock resistance	Functional*4	Min. 294 m/s ² {30 G}
	Destructive*5	Min. 980 m/s ² {100 G}
Vibration resistance	Functional*6	89.6 m/s ² {9 G}, 10 to 55 Hz at double amplitude of 1.5 mm
	Destructive	89.6 m/s ² {9 G}, 10 to 55 Hz at double amplitude of 1.5 mm
Conditions for operation, transport and storage*7 (Not freezing and condensing at low temperature)	Ambient temperature	-40°C to +70°C -40°F to +158°F
	Humidity	5 to 85%R.H.
Unit weight	Approx. 2.4 g .085 oz	

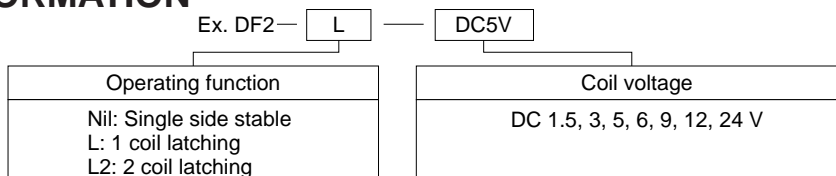
- *5 Half-wave pulse of sine wave: 6ms
- *6 Detection time: 10μs
- *7 Refer to 5. Conditions for operation, transport and storage mentioned in AMBIENT ENVIRONMENT (Page 49)

TYPICAL APPLICATIONS

Signal transmission application requiring high sensitivity and low profile miniature size

- Audio visual equipment
- Telecommunication equipment
- Computer peripherals

ORDERING INFORMATION

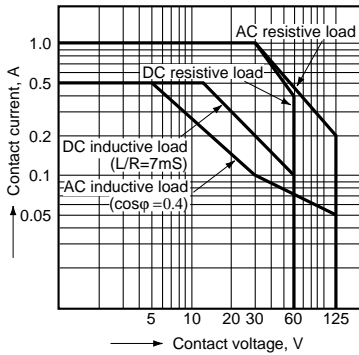


- (Notes) 1. For UL/CSA recognized type, add suffix UL/CSA.
 2. Standard packing: Carton: 50 pcs. Case: 500 pcs.

REFERENCE DATA

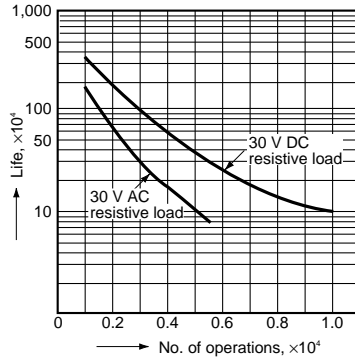
1. Maximum switching power

Tested sample: DF2-DC12V



2. Life curve

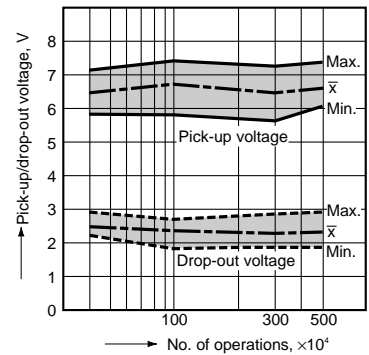
Tested sample: DF2-DC12V



3. Mechanical life

Tested sample: DF2-DC12V, 12 pcs.

Ambient temperature: 15°C to 25°C 59°F to 77°F



4. Electrical life

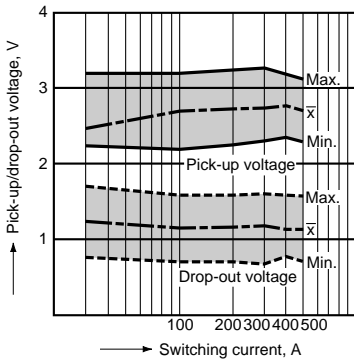
Change of pick-up and drop-out voltage

Tested sample: DF2-DC5V, 8 pcs.

Condition: 1 mA 1 V DC resistive load

Switching frequency: 10 Hz

Ambient temperature: 20°C to 25°C 68°F to 77°F



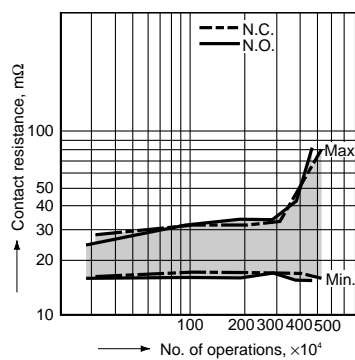
Change of contact resistance

Tested sample: DF2-DC5V, 8 pcs.

Condition: 1 mA 1 V DC resistive load

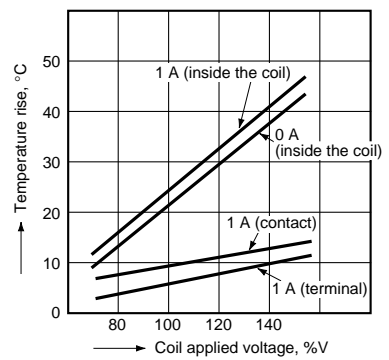
Switching frequency: 10 Hz

Ambient temperature: 20°C to 25°C 68°F to 77°F



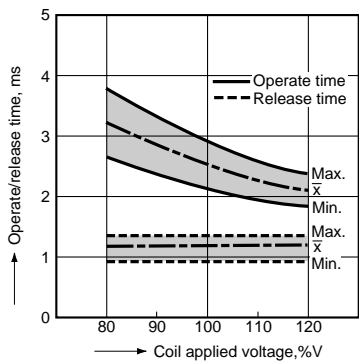
5. Coil temperature rise

Tested sample: DF2-DC12V, 5 pcs.



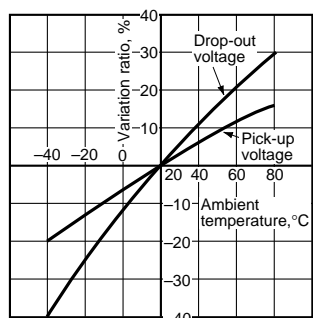
6. Operate/release time characteristics

Tested sample: DF2-DC12V



7. Ambient temperature characteristics

Tested sample: DF2-DC12V

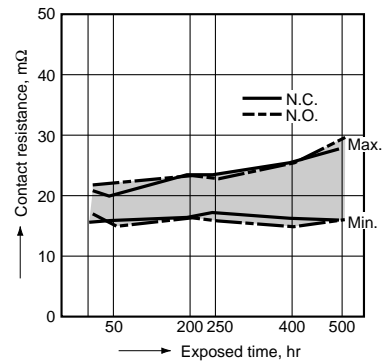


8. H₂S gas test

Gas density: 2 to 5 p.p.m.

Ambient temperature: 20°C to 26°C 68°F to 79°F

Humidity: 35 to 85% R.H.



NOTE

Soldering

When soldering through hole terminals, soldering should be done at 245°C 473°F within 10 s.