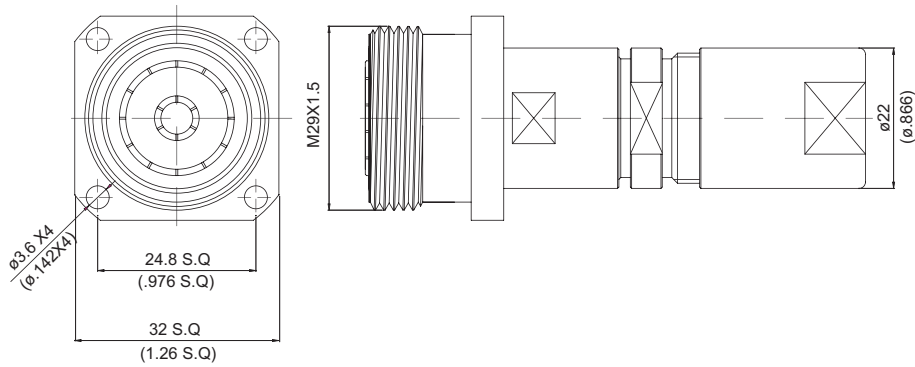


7/16-8246-0217 7/16 Jack Clamp For Panel Receptacle 50Ω



| Parts | Material | Plating(Micro-inch) |
|-------------|-----------------|--|
| Nut | Brass | Tin-Zinc-Copper-Alloy 100 Over Copper 50 |
| Body | Brass | Tin-Zinc-Copper-Alloy 100 Over Copper 50 |
| Washer | Brass | Tin-Zinc-Copper-Alloy 100 Over Copper 50 |
| Gasket | Silicon | |
| Contact Pin | Brass | Silver 150 Over Copper 50 |
| Contact Pin | Phosphor Bronze | Silver 150 Over Copper 50 |
| Insulator | Teflon | |
| Braid Clamp | Brass | Tin-Zinc-Copper-Alloy 100 Over Copper 50 |

Weight:
Suitable Cables: RG217

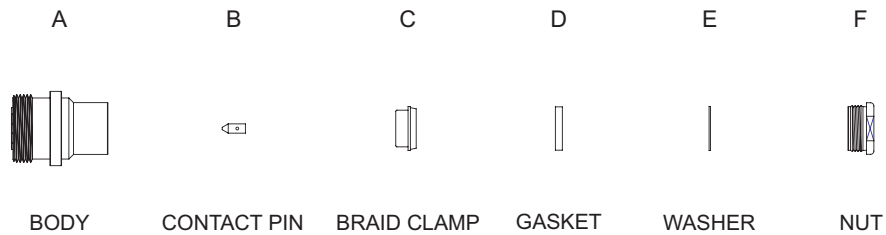
This part number complies with RoHS.






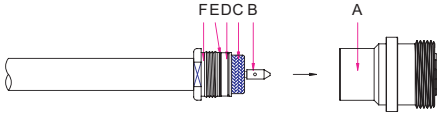
Notice: JYEBAO reserves the right to make modifications deemed appropriate.

CABLE ASSEMBLY INSTRUCTION

7/16-8246-0217

JYE BAO CO., LTD.



| DIAGRAM | ASSEMBLY INSTRUCTION |
|---|---|
|  | Step 1: STRIP AS SHOWN . |
|  | Step 2: SLIDE BRAID CLAMP " C " ,GASKET " D " , WASHER " E " AND NUT " F " OVER CABLE . |
|  | Step 3: WRAP THE BRAIDING OVER " C " . |
|  | Step 4: STRIP AS SHOWN . |
|  | Step 5: PUT CONTACT PIN " B " ON CENTER CONDUCTOR AND SOLDER IN " Y " . |
|  | Step 6: FINALLY SCREW " F " ON THE CONNECTOR BODY " A " . |

This part number complies with RoHS.

Notice: JYEBAO reserves the right to make modifications deemed appropriate.