

TT-UK5/ 60DC


Order No.: 2794712

The illustration shows version TT-UK5- 24 DC

<http://catalog.phoenixcontact.net/phoenix/treeViewClick.do?UID=2794712>

Modular terminal block with surge voltage fine protection between clamping connector and DIN rail, nominal voltage: 60 V DC, for mounting on NS 32 or NS 35/7.5, terminal width: 6.2 mm, terminal height: 47 mm

Commercial data

EAN	 4 017918 072896
Note	Made-to-order
sales group	J303
Pack	50 Pcs.
Customs tariff	85363030
Gross weight in pieces	0.01117 KG
Net weight per piece	0.01117 KG
Catalog page information	Page 87 (TT-2007)

Product notes

WEEE/RoHS-compliant since:
06/07/2006

<http://www.download.phoenixcontact.com>
Please note that the data given here has been taken from the online catalog. For comprehensive information and data, please refer to the user documentation. The General Terms and Conditions of Use apply to Internet downloads.

Technical data

Dimensions

Height	47 mm
Width	6.2 mm
Length	42.5 mm

Ambient conditions

Ambient temperature (operation)	-40 °C ... 85 °C
Degree of protection	IP20

General

Housing material	PA
Inflammability class according to UL 94	V2
Color	black
Mounting type	DIN rail/G-profile rail
Type	Single-level terminal block
Number of positions	1
Direction of action	Line-Earth Ground

Protective circuit

IEC test classification	C3
VDE requirement class	C3
Nominal voltage U_N	60 V DC
Maximum continuous operating voltage U_C	70 V DC
	49 V AC
Maximum continuous voltage U_C (wire-ground)	70 V DC
	49 V AC
Nominal current I_N	32 A (50 °C)
Residual current I_{PE}	$\leq 5 \mu A$
Nominal discharge current I_n (8/20) μs (Core-Earth)	69 A
Total surge current (8/20) μs	69 A
Max. discharge current I_{max} (8/20) μs maximum (Core-Earth)	69 A
Nominal pulse current I_{an} (10/1000) μs (Core-Earth)	13.3 A
Output voltage limitation at 1 kV/ μs (Core-Earth) spike	$\leq 100 V$
Output voltage limitation at 1 kV/ μs (Core-Earth) static	$\leq 100 V$
Residual voltage at I_n , (conductor-ground)	$\leq 120 V$
Response time t_A (Core-Earth)	$\leq 1 ns$
Cut-off frequency f_g (3 dB), asym. (PE) in 150 Ohm system	typ. 3.2 MHz

Capacity (Core-Earth)	≤ 0.65 nF
Surge carrying capacity in acc. with IEC 61643-21 (Core-Earth)	C3 (10 A)

Connection data

Connection method	Screw connection
Connection type IN	Screw terminal blocks
Connection type OUT	Screw terminal blocks
Screw thread	M3
Tightening torque	0.5 Nm
Stripping length	8 mm
Conductor cross section stranded min.	0.2 mm ²
Conductor cross section stranded max.	4 mm ²
Conductor cross section solid min.	0.2 mm ²
Conductor cross section solid max.	4 mm ²
Conductor cross section AWG/kcmil min.	24
Conductor cross section AWG/kcmil max	12

Standards and Regulations

Standards/regulations	IEC 61643-21
-----------------------	--------------

Certificates / Approvals



Certification CSA, cULus Recognized, GOST

Certifications applied for:

Certification Ex:

Accessories

Item	Designation	Description
Assembly		
2794990	D-TERMITRAB-UK 5	Cover for setting the end of a TT-UK 5 row of terminal blocks, color: black

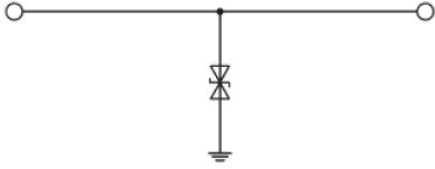
Marking		
1051993	B-STIFT	Marker pen, for manual labeling of unprinted Zack strips, smear-proof and waterproof, line thickness 0.5 mm
1051016	ZB 6,LGS:FORTL.ZAHLEN	Zack marker strip, Strip, white, labeled, can be labeled with: Plotter, Printed horizontally: Consecutive numbers 1 - 10, 11 - 20, etc. up to 491 - 500, Mounting type: Snap into tall marker groove, for terminal block width: 6.2 mm, Lettering field: 6.15 x 10.5 mm
1051414	ZB 6,LGS:L1-N,PE	Marker for terminal blocks, Strip, white, labeled, can be labeled with: Plotter, Horizontal: L1, L2, L3, N, PE, L1, L2, L3, N, PE, Mounting type: Snap into tall marker groove, for terminal block width: 6.2 mm, Lettering field: 6.15 x 10.5 mm
1051430	ZB 6,LGS:U-N	Marker for terminal blocks, Strip, white, labeled, can be labeled with: Plotter, Printed horizontally: U, V, W, N, GND, U, V, W, N, GND, Mounting type: Snap into tall marker groove, for terminal block width: 6.2 mm, Lettering field: 6.15 x 10.5 mm
1051003	ZB 6:UNBEDRUCKT	Zack marker strip, Strip, white, unlabeled, can be labeled with: Plotter, Mounting type: Snap into tall marker groove, for terminal block width: 6.2 mm, Lettering field: 6.15 x 10.5 mm
0808749	ZBF 6,LGS:FORTL.ZAHLEN	Zack Marker strip, flat, Strip, white, labeled, Printed horizontally: Consecutive numbers 1 - 10, 11 - 20, etc. up to 91 - 100, Mounting type: Snap into flat marker groove, for terminal block width: 6.2 mm, Lettering field: 5.15 x 6.15 mm
0808736	ZBF 6/WH-100:UNBEDRUCKT	Zack Marker strip, flat, Strip, white, unlabeled, can be labeled with: Plotter, Mounting type: Snap into flat marker groove, for terminal block width: 6.2 mm, Lettering field: 5.15 x 6.15 mm
0808710	ZBF 6:UNBEDRUCKT	Zack Marker strip, flat, Strip, white, unlabeled, can be labeled with: Plotter, Mounting type: Snap into flat marker groove, for terminal block width: 6.2 mm, Lettering field: 5.15 x 6.15 mm

Additional products

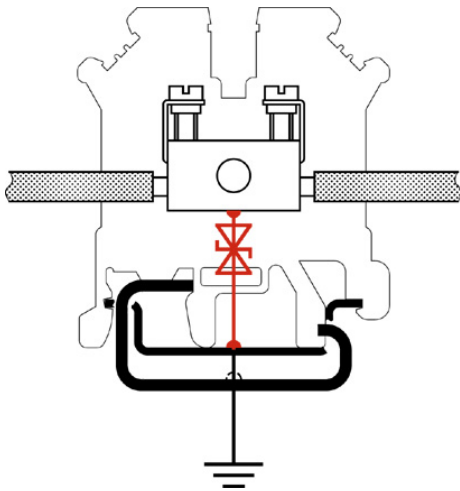
Item	Designation	Description
Assembly		
2794990	D-TERMITRAB-UK 5	Cover for setting the end of a TT-UK 5 row of terminal blocks, color: black
2839295	SSA 3-6	shield fast connections for conductor diameter 3 - 6 mm. Potential connection cable: 200 mm, black
2839512	SSA 5-10	Shield fast connection for conductor diameters 5 - 10 mm. Potential connection cable: 200 mm, black

Drawings

Circuit diagram



Schematic diagram



Address

PHOENIX CONTACT Deutschland GmbH
Flachmarktstr. 8
32825 Blomberg, Germany
Phone +49 5235 3 12000
Fax +49 5235 3 41200
<http://www.phoenixcontact.com>



© 2014 Phoenix Contact
Technical modifications reserved;