

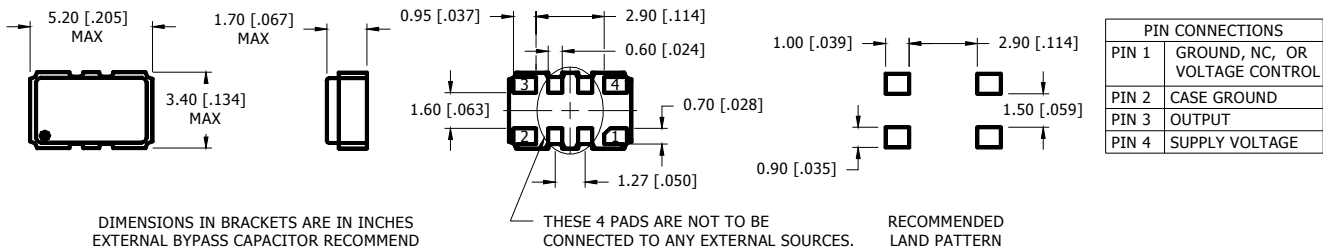
FREQUENCY STABILITY vs TEMPERATURE TABLE:

Code	Stability	10	15	20	25	30	50
	Temp	±1.0ppm	±1.5ppm	±2.0ppm	±2.5ppm	±3.0ppm	±5.0ppm
A	0°C TO +50°C	•	•	•	•	•	•
G	0°C TO +70°C	□	•	•	•	•	•
C	-20°C TO +70°C	□	□	•	•	•	•
D	-30°C TO +70°C	□	□	•	•	•	•
E	-30°C TO +80°C	□	□	•	•	•	•
F	-40°C TO +85°C	□	□	□	•	•	•

• = Available

□ = Consult with the Manufacturer

MECHANICAL DIMENSIONS:



ENVIRONMENT / MECHANICAL:

Shock	MIL-STD-883, Method 2002, Condition B
Solderability	MIL-STD-883, Method 2003
Solvent Resistance	MIL-STD-883, Method 215
Vibration	MIL-STD-883, Method 2007, Condition A
Gross Leak Test	MIL-STD-883, Method 1014, Condition C
Fine Leak Test	MIL-STD-883, Method 1014, Condition A-2

MARKING DETAIL:

Line 1 = MXXXXX

M = MMD COMPONENTS

XXXXX = Frequency in MHZ

Line 2 = SYMMML

S = Internal Code

YYMM = 4 Digit Date Code (Year / Month)

L = Denotes RoHS Compliant

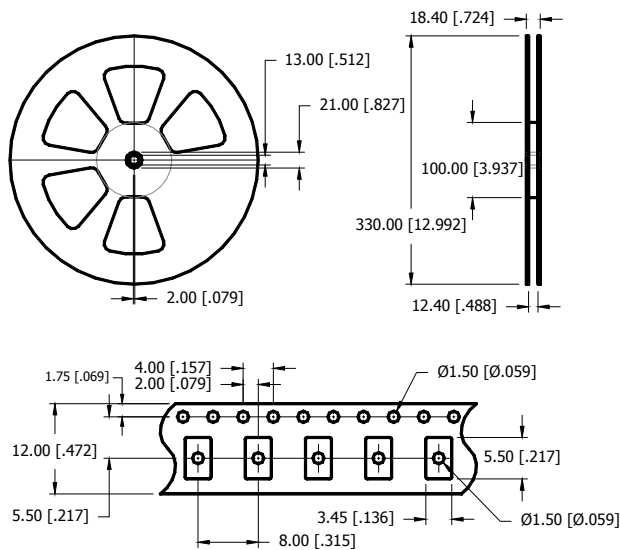
Line 3 = XXXXX

Internal use only

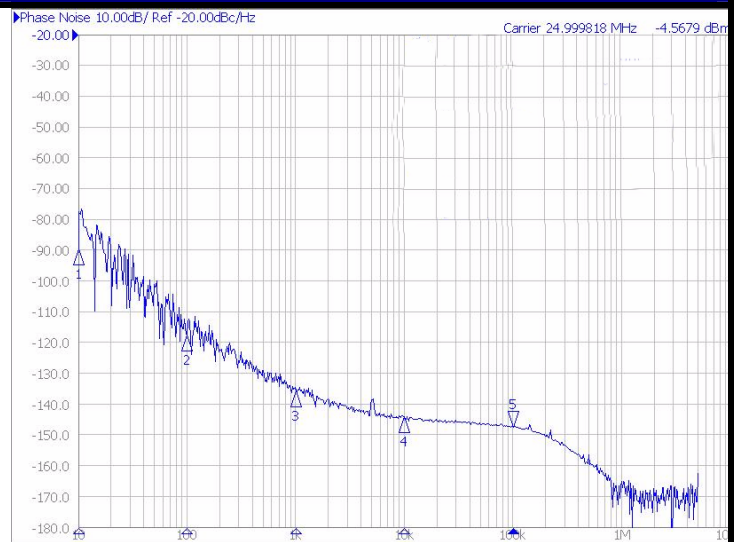
May vary with lots

Black dot to denote Pin 1

TAPE and DIMENSIONS:



PHASE NOISE:



MMD Components, 30400 Esperanza, Rancho Santa Margarita, CA, 92688

Phone: (949) 709-5075, Fax: (949) 709-3536, www.mmdcomp.com

Sales@mmdcomp.com