

Ordering Information :

7622 - 08 0\* \* \*  
 1 2 3 4

1. 08=8 Positions
2. 02=2 Contact  
 04=4 Contact  
 06=6 Contact  
 08=8 Contact

3. Plating :

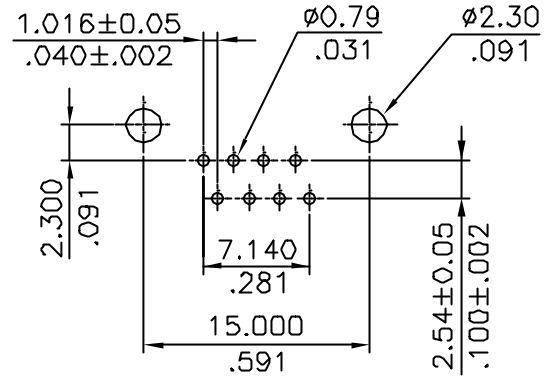
U=Gold flash over 30~50μ" nickel overall  
 W=15μ" gold over 30~50μ" nickel overall  
 Z=30μ" gold over 30~50μ" nickel overall  
 G=50μ" gold over 30~50μ" nickel overall

4. Color :

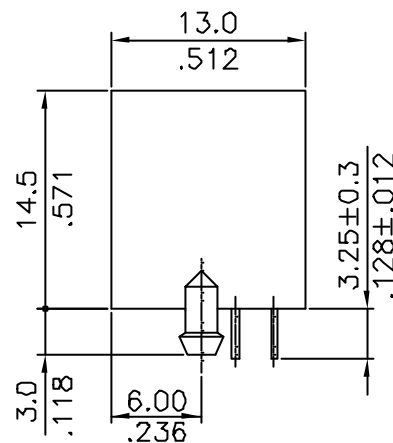
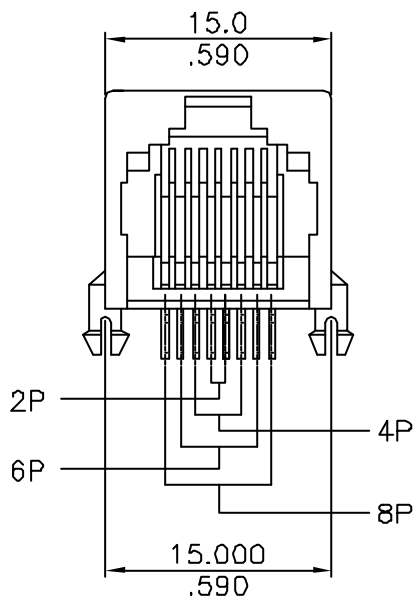
0 = Grey  
 1 = Black

Material :

- \* Insulator : UL 94V-0 PBT
- \* Contact : Phosphor Bronze



Recommended Hole Pattern



				LEOCO CORPORATION		APPROVED BY:		PART NO.: 7622-080***	
D	E000032			<b>GENERAL TOLERANCE</b>		CHECKED BY:		TITLE: PCB Mount Telephone Jack	
C	E960247			X. ±	X' ± 2'	DRAW BY:		DRAWING NO.: 762204S	
B	E950241			.X ± $\frac{0.30}{.012}$	.X' ±			UNITS mm / inch SCALE SIZE SHEET REV. 2:1 A4 1/1 D	
A	DWG REL.			.XX ± $\frac{0.20}{.008}$	.XX' ±				
REV.	ECO. NO.	CHG	APPD.	.XXX ± $\frac{0.10}{.004}$	.XXX' ±				