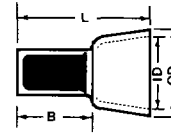


Closed End Connectors



Nylon-insulated, closed-end connectors

Molex-ETC nylon, closed-end connectors feature two-piece construction. A translucent nylon molded insulation is adhered to the metal connector insert. The connector's insert is annealed, tin-plated, seamless, pure electrolytic, tough pitch copper. Individual design and performance requirements dictate the use of copper inserts. These connectors are all rated for a maximum of 600 volts.



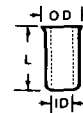
MATERIAL: COPPER

Wire Range	Part Number	Outside Diameter O.D.	Overall Length L	Barrel Length B	Inside Diameter I.D.	Circular Mil Area
22-14 (0.25-2.6mm ²)	NC-2214	31 (7.8)	61 (15.5)	31 (7.8)	26 (6.6)	600-5,180
22-12 (0.25-4.0mm ²)	NC-2212	35 (8.9)	75 (19.0)	32 (8.2)	28 (7.1)	600-8,230
20-12 (0.4-4.0mm ²)	NC-2012	33 (8.4)	60 (15.2)	28 (7.1)	25 (6.3)	1,000-8,230
16-10 (1.0-6.6mm ²)	NC-1610	44 (11.2)	72 (18.3)	34 (8.6)	38 (9.6)	2,200-13,100
8 (6.6-10.5mm ²)	NC-8	54 (13.7)	96 (24.3)	33 (8.4)	46 (11.7)	13,100-20,800




Connector Inserts

Molex-ETC connector inserts are the same annealed, tin-plated, seamless pieces used in the nylon-insulated, closed-end connectors above. These inserts are used in applications where insulation is not essential.



MATERIAL: COPPER

Wire Range	Part Number	Outside Diameter O.D.	Overall Length L	Inside Diameter I.D.	Circular Mil Area
22-14 (0.25-2.6mm ²)	CE-2214	.126 (3.2)	.327 (8.3)	.092 (2.3)	600-5,180
22-12 (0.25-2.7mm ²)	CE-2212	.164 (4.2)	.317 (8.1)	.106 (2.7)	600-8,230
16-10 (1.0-6.6mm ²)	CE-1610	.203 (5.2)	.337 (8.6)	.153 (3.9)	2,400-13,100
8 (6.6-10.5mm ²)	CE-8	.27 (6.8)	.33 (8.4)	.18 (4.6)	13,100-20,800




Temp-Terms™

Reliable terminations for high-temperature applications.

Extreme thermal environments for electrical and electronic circuitry demand Molex-ETC TEMP-TERMS. Their consistent, high quality and rugged reliability assure your product's proper performance even at temperatures up to 1200° F (649° C). TEMP-TERMS are designed and value-engineered for three different high ambient temperature ranges: 650° F, 900° F and 1200° F (343° C, 483° C and 649° C, respectively). The terminals and splices in each range are fabricated from different materials to obtain maximum thermal performance at optimum initial and installed costs.

650° Temp-Terms (343° C)



VERSAKRIMP™

VIBRAKRIMP®

Operating conditions in this maximum temperature range calls for Molex-ETC's 650° TEMP-TERMS terminals and splices. Both terminals and splices are constructed of nickel-plated copper. The terminals are available in two barrel styles: the brazed barrel seam VERSAKRIMP and the wire insulation support VIBRAKRIMP. The VIBRAKRIMP insulation support sleeve is made of brass with a bright nickel plating and the terminal barrel is also brazed for added strength. The butt and parallel splices are of the seamless VERSAKRIMP design.

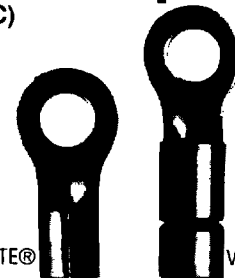
900° Temp-Terms (483° C)



KRIMPTITE®

Molex-ETC also offers a line of terminals designed to perform satisfactorily in ambient operating temperature ranges up to 900° F (483° C). These nickel-plated, steel alloy products are available in the butted seam, KRIMPTITE barrel style. Ring tongue terminals cover the 22 through 10 AWG wire ranges to provide reliable performance time after time even in these hostile temperature environments.

1200° Temp-Terms (649° C)



KRIMPTITE®

VIBRAKRIMP®

The ultimate in thermal reliability is afforded by the Molex-ETC 1200° TEMP-TERMS. The ring tongue terminals, which are fabricated from pure nickel, cover the 22 through 10 AWG wire range. The terminals have either the butted seam KRIMPTITE barrel or the VIBRAKRIMP barrel style that utilizes a nickel-plated sleeve for wire insulation support.

IMPORTANT: The 650° TEMP-TERMS cataloged on the following page represent only the more popular terminals and splices in the 22 through 10 AWG wire ranges. Other 650° TEMP-TERMS are available. Contact your Molex-ETC Customer Service Representative for more information.

