




Low Power Through-Hole Transformers, Single Primary, Input 115 V Dual Secondary: PL-11 thru PL-14, Single Secondary: PL-32 thru PL-34



FEATURES

- PC pin mounting
- Provides isolation from power line
- Mounting frames and bobbin standoff are available
- Modification to these standard items are available as specially products
- Laminated construction for low-cost industrial applications, including power supplies, controls and instrumentation
- **PL-11, PL-12, PL-13, PL-14:** Dual secondaries for **series connection** to obtain twice voltage with center tap or **parallel connection** for twice current rating
- **PL-32, PL-33, PL-34:** Single secondary and lower cost construction. Recognized under the Component Program of Underwriters Laboratories, Inc., U.L. Files E71961. For general purpose transformers (U.L. Standard 506).
- Compliant to RoHS Directive 2002/95/EC



RoHS COMPLIANT

ELECTRICAL SPECIFICATIONS

Input Voltage: 115 V, 60 Hz

Output Power Rating:

- PL-11 = 0.75 VA
- PL-12, PL-32 = 1.50 VA
- PL-13, PL-33 = 4.50 VA
- PL-14, PL-34 = 10.0 VA

Dielectric Strength: All models are 1500 V, 60 Hz from primary to secondary winding and all windings to core

Temperature Class: Insulation Class A, + 105 °C

MECHANICAL SPECIFICATIONS

Terminals: Brass, solder coated

Weight: (reference)

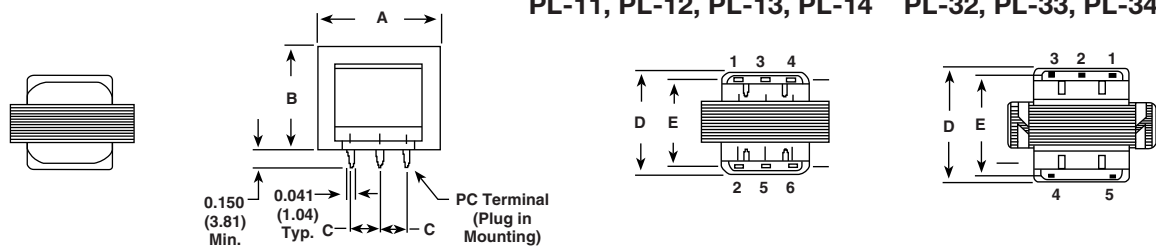
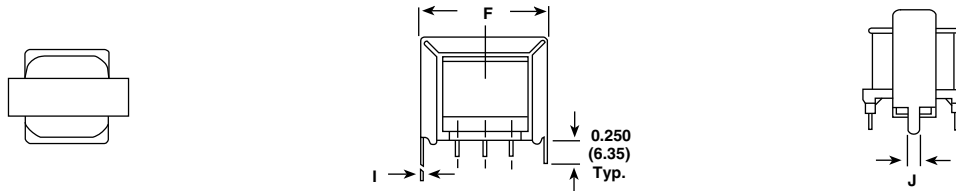

- PL-11 = 35 g
- PL-12, PL-32 = 100 g
- PL-13, PL-33 = 160 g
- PL-14, PL-34 = 240 g

SCHEMATICS	
<p>Basic Style</p> <p style="text-align: center;">PL-11, PL-12, PL-13, PL-14</p>	
<p>Options</p> <div style="display: flex; justify-content: space-around;"> <div style="text-align: center;"> <p>PL-11, PL-12, PL-13, PL-14</p> <p>Series Connected</p> </div> <div style="text-align: center;"> <p>PL-32, PL-33, PL-34</p> <p>Parallel Connected</p> </div> </div>	



OUTPUT VOLTAGE TABLE							
MODEL	DUAL SECONDARY				SINGLE SECONDARY		
	OUTPUT VOLTAGE	OUTPUT CURRENT (mA)			MODEL	OUTPUT VOLTAGE	OUTPUT CURRENT (mA)
		SERIES	PARALLEL	SERIES			
					PL-32-01 PL-33-01 PL-34-01	6.4 V	200 700 1300
PL-11-01 PL-12-01 PL-13-01 PL-14-01	8 VCT	4 V	94 188 562 940	188 376 1124 1880			
PL-11-02 PL-12-02 PL-13-02 PL-14-02	10 VCT	5 V	75 120 440 1000	150 240 880 2000	PL-32-02 PL-33-02 PL-34-02	10 V	120 450 800
PL-11-03 PL-12-03 PL-13-03 PL-14-03	12.6 VCT	6.3 V	60 100 350 800	120 200 700 1600	PL-32-03 PL-33-03 PL-34-03	12.6 V	100 350 650
PL-11-04 PL-12-04 PL-13-04 PL-14-04	15 VCT	7.5 V	50 100 300 500	100 200 600 1000	PL-32-04 PL-33-04 PL-34-04	15 V	80 300 550
PL-11-05 PL-12-05 PL-13-05 PL-14-05	16 VCT	8 V	47 75 260 640	94 150 520 1280			
PL-11-06 PL-12-06 PL-13-06 PL-14-06	20 VCT	10 V	38 60 220 500	76 120 440 1000	PL-32-05 PL-33-05 PL-34-05	20 V	60 225 400
PL-11-07 PL-12-07 PL-13-07 PL-14-07	24 VCT	12 V	31 50 180 450	62 100 360 900	PL-32-06 PL-33-06 PL-34-06	24 V	50 185 330
PL-11-08 PL-12-08 PL-13-08 PL-14-08	30 VCT	15 V	25 50 150 250	50 100 300 500	PL-32-07 PL-33-07 PL-34-07Z	30 V	40 150 270
PL-11-09 PL-12-09 PL-13-09 PL-14-09	34 VCT	17 V	22 35 125 300	44 70 250 600			
PL-11-10 PL-12-10 PL-13-10 PL-14-10	40 VCT	20 V	19 30 110 250	38 60 220 500			
PL-12-11 PL-13-11 PL-14-11	54 VCT	27 V	28 84 140	56 168 280	PL-32-08 PL-33-08 PL-34-08	54 V	22 80 150
PL-12-12 PL-13-12 PL-14-12	56 VCT	28 V	20 80 180	40 160 360			
PL-12-13 PL-13-13 PL-14-13	76 VCT	38 V	20 60 100	40 120 200	PL-32-09 PL-33-09 PL-34-09	76 V	16 60 110
PL-12-14 PL-13-14 PL-14-14	88 VCT	44 V	15 50 120	30 100 240	PL-32-10 PL-33-10 PL-34-10	88 V	14 50 90
					PL-32-11 PL-33-11 PL-34-11	115 V	10 40 70
PL-12-15 PL-13-15 PL-14-15	120 VCT	60 V	10 35 85	20 70 170			
PL-12-16 PL-13-16 PL-14-16	180 VCT	90 V	6 24 55	12 48 110	PL-32-12 PL-33-12 PL-34-12	180 V	7 25 45
PL-12-17 PL-13-17 PL-14-17	230 VCT	115 V	5 20 40	10 40 80	PL-32-13 PL-33-13 PL-34-13	230 V	5 20 35

DIMENSIONAL CONFIGURATIONS (Reference) in inches (millimeters)

Basic Style

"A" Type of Mounting Frame

"B" Type of Mounting Frame


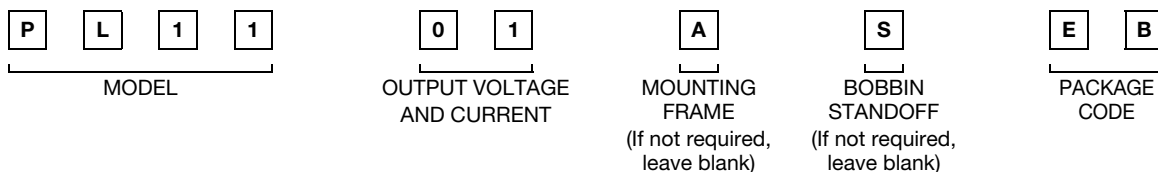
MODEL	A	B	C	D	E	F	G	H	I	J	K
PL-11	1.04 (26.42)	0.860 (21.84)	0.250 (6.35)	0.920 (23.37)	0.720 (18.29)	1.07 (27.18)	1.38 (35.05)	1.69 (42.93)	0.018 (0.457)	0.125 (3.18)	0.125 (3.18)
PL-12 PL-32	1.43 (36.32)	1.20 (30.48)	0.312 (7.92)	1.19 (30.23)	1.0 (25.40)	1.50 (38.10)	1.75 (44.45)	2.12 (53.85)	0.031 (0.787)	0.125 (3.18)	0.188 (4.78)
PL-13 PL-33	1.68 (42.67)	1.38 (35.05)	0.400 (10.16)	1.30 (33.02)	1.10 (27.94)	1.75 (44.45)	2.0 (50.80)	2.44 (61.98)	0.031 (0.787)	0.125 (3.18)	0.188 (4.78)
PL-14 PL-34	1.93 (49.02)	1.64 (41.66)	0.400 (10.16)	1.48 (37.59)	1.30 (33.02)	2.0 (50.80)	2.38 (60.45)	2.88 (73.15)	0.031 (0.787)	0.188 (4.78)	0.188 (4.78)

MARKING

- Dale
- Mode
- Date code

ORDERING INFORMATION

PL-11	01	A	S	EB	e2
MODEL	OUTPUT VOLTAGE AND CURRENT	MOUNTING FRAME (If not required, leave blank)	BOBBIN STANDOFF (If not required, leave blank)	PACKAGE CODE	JEDEC LEAD (Pb)-FREE STANDARD

GLOBAL PART NUMBER




Disclaimer

ALL PRODUCT, PRODUCT SPECIFICATIONS AND DATA ARE SUBJECT TO CHANGE WITHOUT NOTICE TO IMPROVE RELIABILITY, FUNCTION OR DESIGN OR OTHERWISE.

Vishay Intertechnology, Inc., its affiliates, agents, and employees, and all persons acting on its or their behalf (collectively, "Vishay"), disclaim any and all liability for any errors, inaccuracies or incompleteness contained in any datasheet or in any other disclosure relating to any product.

Vishay makes no warranty, representation or guarantee regarding the suitability of the products for any particular purpose or the continuing production of any product. To the maximum extent permitted by applicable law, Vishay disclaims (i) any and all liability arising out of the application or use of any product, (ii) any and all liability, including without limitation special, consequential or incidental damages, and (iii) any and all implied warranties, including warranties of fitness for particular purpose, non-infringement and merchantability.

Statements regarding the suitability of products for certain types of applications are based on Vishay's knowledge of typical requirements that are often placed on Vishay products in generic applications. Such statements are not binding statements about the suitability of products for a particular application. It is the customer's responsibility to validate that a particular product with the properties described in the product specification is suitable for use in a particular application. Parameters provided in datasheets and/or specifications may vary in different applications and performance may vary over time. All operating parameters, including typical parameters, must be validated for each customer application by the customer's technical experts. Product specifications do not expand or otherwise modify Vishay's terms and conditions of purchase, including but not limited to the warranty expressed therein.

Except as expressly indicated in writing, Vishay products are not designed for use in medical, life-saving, or life-sustaining applications or for any other application in which the failure of the Vishay product could result in personal injury or death. Customers using or selling Vishay products not expressly indicated for use in such applications do so at their own risk. Please contact authorized Vishay personnel to obtain written terms and conditions regarding products designed for such applications.

No license, express or implied, by estoppel or otherwise, to any intellectual property rights is granted by this document or by any conduct of Vishay. Product names and markings noted herein may be trademarks of their respective owners.

Material Category Policy

Vishay Intertechnology, Inc. hereby certifies that all its products that are identified as RoHS-Compliant fulfill the definitions and restrictions defined under Directive 2011/65/EU of The European Parliament and of the Council of June 8, 2011 on the restriction of the use of certain hazardous substances in electrical and electronic equipment (EEE) - recast, unless otherwise specified as non-compliant.

Please note that some Vishay documentation may still make reference to RoHS Directive 2002/95/EC. We confirm that all the products identified as being compliant to Directive 2002/95/EC conform to Directive 2011/65/EU.

Vishay Intertechnology, Inc. hereby certifies that all its products that are identified as Halogen-Free follow Halogen-Free requirements as per JEDEC JS709A standards. Please note that some Vishay documentation may still make reference to the IEC 61249-2-21 definition. We confirm that all the products identified as being compliant to IEC 61249-2-21 conform to JEDEC JS709A standards.