

# S6H5R Pin Diode Switch


## Single Pole, Six Throw

## Reflective



### Features:

- Incorporated TTL-compatible driver for convenient system integration and operates from +5 V and -15 V DC power supplies.
- DC blocks at all RF ports.
- Ruggedized construction.
- RoHS-compliant versions available.
- Hermetic versions available.



### Specifications:

Parameter	Specification	Units
Frequency Range	0.01 – 4	GHz
Insertion Loss (max)	3.0	dB
VSWR (max) 50 ohms	1.8	ratio
Isolation (min)	75	dB
Switching Speed (max)	250	nsec
CW RF Power, Operating (max)	0.5	W

### Notes:

DC Bias: (Standard)	+5 V +/- 0.5 V @ 240 mA max -15 V +/- 3 V @ 50 mA max
DC Bias: (-5 option)	+5 V +/- 0.5 V @ 300 mA max -5 V +/- 0.5 V @ 60 mA max
DC Bias: (-12 option)	+15 V +/- 3 V @ 240 mA max -15 V +/- 3 V @ 50 mA max
Control:	TTL 0 = Low Loss    E1 controls J2 – J1 TTL 1 = Isolation    E2 controls J3 – J1 E3 controls J4 – J1 E4 controls J5 – J1 E5 controls J6 – J1 E6 controls J7 – J1

Switching speed is defined as 50% TTL to 90% RF (t-on) and 50% TTL to 10% RF (t-off).

### Environmental Specifications:

MIL-E-5400, MIL-STD-202, MIL-E-16400	
Operating Temp:	-55 °C to +85 °C
Storage Temp:	-65 °C to +125 °C
Humidity:	MIL-STD-202F, M103, Cond B
Shock:	MIL-STD-202F, M213, Cond B
Altitude:	MIL-STD-202F, M105, Cond B
Vibration:	MIL-STD-202F, M204, Cond B
Thermal Shock:	MIL-STD-202F, M107, Cond A
Temperature Cycle:	MIL-STD-202F, M105C, Cond D

### Mechanical Specifications:

Case Styles:	S6 Outline (Six bit control) S6-3 Outline (Three bit control)
Finish:	Gold Plate per MIL-G-45204
Bias & Control Pins:	ø0.02" x 0.15" long
Weight:	65 g max
Mounting:	ø0.10" through holes (2) places

Three Bit Control: (-3 option)	E3	E2	E1	Low Loss Path
	0	0	0	J2 - J1
	0	0	1	J3 - J1
	0	1	0	J4 - J1
	0	1	1	J5 - J1
	1	0	0	J6 - J1
	1	0	1	J7 - J1
	1	1	0	ALL OFF
	1	1	1	ALL OFF

### Screening:

Internal Visual per MIL-STD-883, Method 2017  
 Temperature Cycle: -65 °C to +100 °C, 10 cycles  
 Hermetically-sealed switches are fine and gross leak checked per MIL-STD-883, Method 1014.

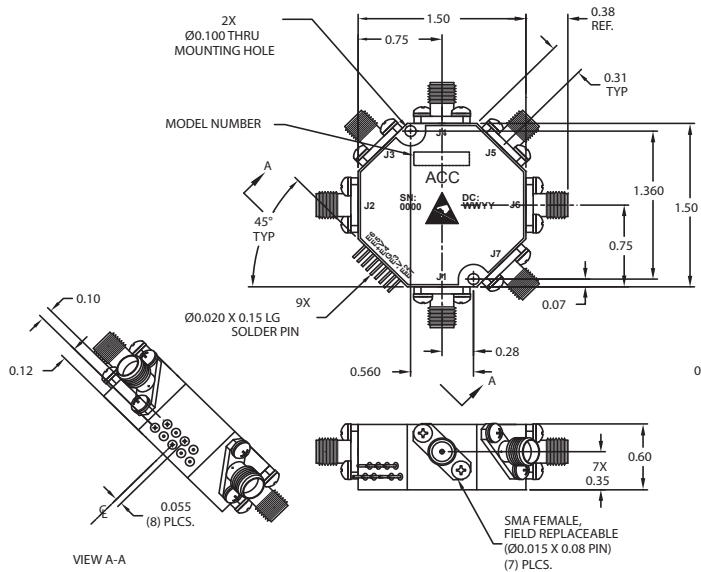
Optional High-Rel screening available upon request. Contact the factory to discuss your screening requirements.



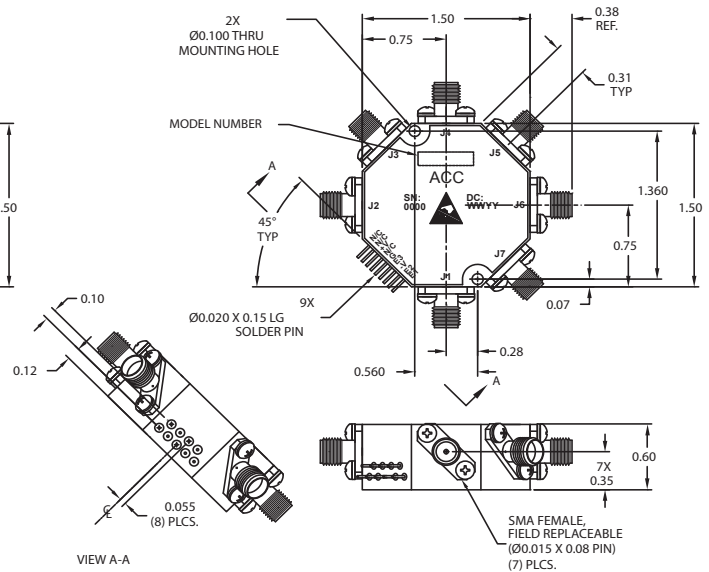
Revision Date: 2/28/2014

40 Industrial Way East, Eatontown, NJ 07724 [USA]  
 Phone: (732) 460-0212, Fax: (732) 460-0214  
[www.aeroflex.com/ascs](http://www.aeroflex.com/ascs), email: [ascs-sales@eroflex.com](mailto:ascs-sales@eroflex.com)

## Outline Drawing:



OUTLINE CASE STYLE S6



OUTLINE CASE STYLE S6-3

## Part Number Ordering Information:

- Add "-RC" suffix: RoHS-compliant
- Add "-H" suffix: Hermetic seal
- Add "-5" suffix: +/-5 V DC supplies
- Add "-5-RC" suffix: +/-5 V DC supplies, RoHS-compliant
- Add "-5-H" suffix: +/-5 V DC supplies, Hermetic seal
- Add "-12" suffix: +/-15 V DC supplies
- Add "-12-RC" suffix: +/-15 V DC supplies, RoHS-compliant
- Add "-12-H" suffix: +/-15 V DC supplies, Hermetic seal
- Add "-3" suffix: Three bit logic control
- Add "-3-RC" suffix: Three bit logic control, RoHS-compliant
- Add "-3-H" suffix: Three bit logic control, Hermetic seal
- Add "-3-5" suffix: Three bit logic control, +/-5 V DC supplies
- Add "-3-5-RC" suffix: Three bit logic control, +/-5 V DC supplies, RoHS-compliant
- Add "-3-5-H" suffix: Three bit logic control, +/-5 V DC supplies, Hermetic seal
- Add "-3-12" suffix: Three bit logic control, +/-15 V DC supplies
- Add "-3-12-RC" suffix: Three bit logic control, +/-15 V DC supplies, RoHS-compliant
- Add "-3-12-H" suffix: Three bit logic control, +/-15 V DC supplies, Hermetic seal

### Aeroflex Signal & Control Solutions

Aeroflex Microelectronic Solutions  
40 Industrial Way East  
Eatontown, NJ 07724 [USA]  
Fax: (732) 460-0214

#### Sales

Phone: (732) 460-0212  
ASCS-sales@aeroflex.com

[www.aeroflex.com/Microwave](http://www.aeroflex.com/Microwave) [www.aeroflex.com/ASCS](http://www.aeroflex.com/ASCS)

Aeroflex Signal & Control Solutions reserves the right to make changes to any products and services herein at any time without notice. Consult Aeroflex or an authorized sales representative to verify that the information in this data sheet is current before using this product. Aeroflex does not assume any responsibility or liability arising out of the application or use of any product or service described herein, except as expressly agreed to in writing by Aeroflex; nor does the purchase, lease, or use of a product or service from Aeroflex convey a license under any patent rights, copyrights, trademark rights, or any other of the intellectual rights of Aeroflex or of third parties.

Copyright 2014 Aeroflex Signal & Control Solutions. All rights reserved.

ISO 9001:2008 certified



Our passion for performance is defined by three attributes represented by these three icons: solution-minded, performance-driven and customer-focused.