



Connectors > RF & Coax Connectors > RF Connectors

RF Interface: **TNC**

RF Connector Style: **Jack**

RF Connector Mated Outer Diameter (Approximate): **16.256 mm [.64 in]**

Impedance: **75 Ω**

Cable Type: **RG 11, RG 12, RG 144, RG 216, RG 59, RG 6**

Features

Product Type Features

RF Interface	TNC
RF Connector Style	Jack
Connector & Contact Terminates To	Wire & Cable

Electrical Characteristics

Impedance	75 Ω
-----------	------

Body Features

Body Shape	Circular
Cable Connector Orientation	Straight
Body Material	Brass/Beryllium Copper
Body Plating Material	Nickel

Contact Features

RF Connector Center Contact Plating Material	Gold
RF Connector Center Contact Material	Brass

Termination Features

Termination Method to Wire & Cable	Solder
------------------------------------	--------

Dimensions

Conductor Outside Diameter	2.45 mm[.096 in]
Dielectric Outside Diameter (Max)	7.3 mm[.287 in]
Shield Outside Diameter (Min)	4.1 – 9.5 mm[.161 – .375 in]
RF Connector Mated Outer Diameter (Approximate)	16.256 mm[.64 in]

Usage Conditions

--	--

Cable Type	RG 11, RG 12, RG 144, RG 216, RG 59, RG 6
------------	---

Packaging Features

Packaging Method	Box
------------------	-----

Other

Coupling Nut Base Material	Brass
----------------------------	-------

Dielectric Material	PTFE
---------------------	------

Product Compliance

[For compliance documentation, visit the product page on TE.com>](#)

EU RoHS Directive 2011/65/EU	Not Compliant
------------------------------	---------------

EU ELV Directive 2000/53/EC	Not Compliant
-----------------------------	---------------

China RoHS 2 Directive MIIT Order No 32, 2016	Restricted Materials Above Threshold
---	--------------------------------------

EU REACH Regulation (EC) No. 1907/2006	Current ECHA Candidate List: JAN 2019 (197) Candidate List Declared Against: JAN 2019 (197)
--	--

Halogen Content	BFR/CFR/PVC Free, but Br/Cl >900 ppm in other sources.
-----------------	--

Solder Process Capability	Not applicable for solder process capability
---------------------------	--

Product Compliance Disclaimer

This information is provided based on reasonable inquiry of our suppliers and represents our current actual knowledge based on the information they provided. This information is subject to change. The part numbers that TE has identified as EU RoHS compliant have a maximum concentration of 0.1% by weight in homogenous materials for lead, hexavalent chromium, mercury, PBB, PBDE, DBP, BBP, DEHP, DIBP, and 0.01% for cadmium, or qualify for an exemption to these limits as defined in the Annexes of Directive 2011/65/EU (RoHS2). Finished electrical and electronic equipment products will be CE marked as required by Directive 2011/65/EU. Components may not be CE marked. Additionally, the part numbers that TE has identified as EU ELV compliant have a maximum concentration of 0.1% by weight in homogenous materials for lead, hexavalent chromium, and mercury, and 0.01% for cadmium, or qualify for an exemption to these limits as defined in the Annexes of Directive 2000/53/EC (ELV). Regarding the REACH Regulations, TE's information on SVHC in articles for this part number is still based on the European Chemical Agency (ECHA) 'Guidance on requirements for substances in articles' (Version: 2, April 2011), applying the 0.1% weight on weight concentration threshold at the finished product level. TE is aware of the European Court of Justice ruling of September 10th, 2015 also known as O5A (Once An Article Always An Article) stating that, in case of 'complex object', the threshold for a SVHC must be applied to both the product as a whole and simultaneously to each of the articles forming part of its composition. TE has evaluated this ruling based on the new ECHA "Guidance on requirements for substances in articles" (June 2017, version 4.0) and will be updating its statements accordingly.

Compatible Parts



TE Part # CJ2087-000
HL2010E-KIT-120V

Also in the Series | Raychem RTD



RF Connector Hardware(1)

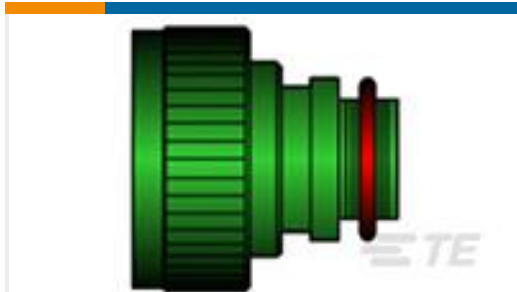


RF Connectors(48)

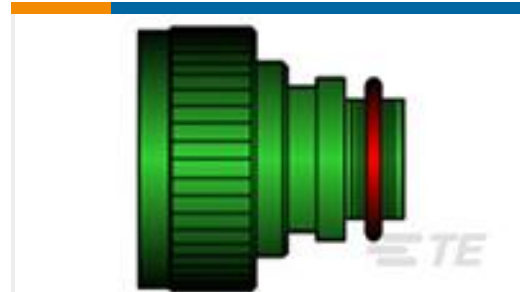


Standard Labels(17)

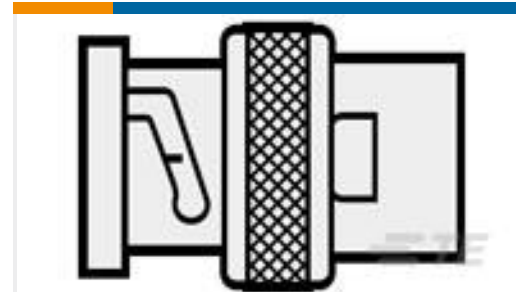
Customers Also Bought



TE Part #412750-000
TXR40AB00-2010AI



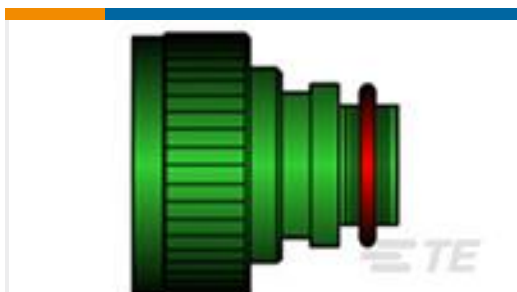
TE Part #293973-000
TXR40AB00-1612AI



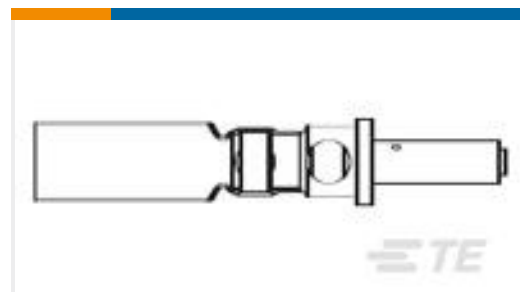
TE Part #900469-000
RBD-50-M-00




TE Part #668131-000
RTD-50-M-00



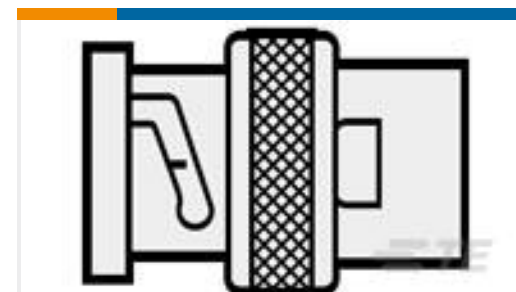
TE Part #658819-000
TXR40AB00-1006AI



TE Part #165805-000
D-602-0144



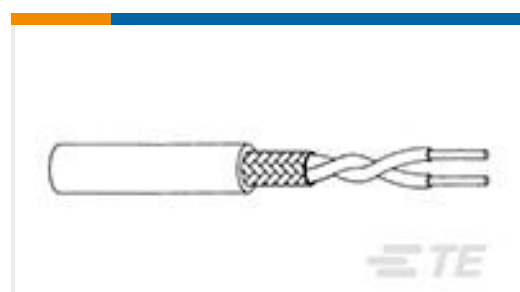
TE Part #430079-000
7528A5314-0



TE Part #918455-000
RBD-75-S-00



TE Part #440063-007
7528A1317-0



TE Part #4451903001
0024A0311-0



Documents

Product Drawings

[RTD-75-L-03](#)

English

Datasheets & Catalog Pages

[1654025_Sec8_BNC_TNC](#)

English

Product Specifications

[Installation Procedure for RF-One Step BNC and TNC Connector](#)

English

Product Environmental Compliance

[REACH Substance Communication Document](#)

English