1:1 Transformer **B78408-A1208-A3**

recommended frequency range: 47MHz – 862MHz

Winding Table:

winding	begin	end	turns	wire
I	1	4	4,5	∅ 0,15 mm, grade 2 / uncoloured
II	3	6	4,5	∅ 0,15 mm, grade 2 / red

Circuit diagram N:N-transformer:

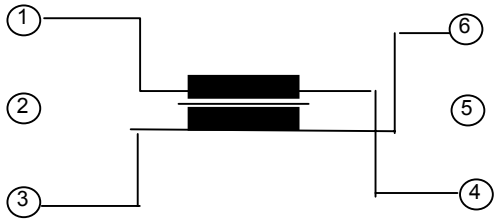

Test arrangement for balun:
Measurement instrument: Network Analyser
Test platina: BA501
Impedance: 50 Ω

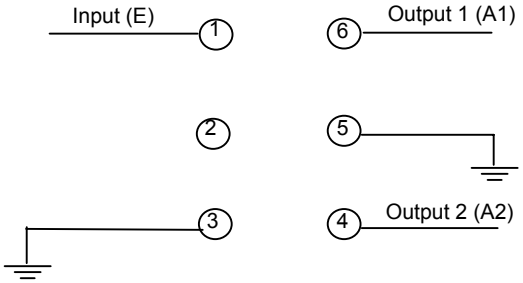

Typical attenuation values:

Measurement according the the above shown measurement circuit

Insertion Losses [dB]	[f / MHz]			
	5	100		
E/A1	4,0 ± 0,3	4,0 ± 0,3		

1:1 Transformer B78408-A1208-A3

recommended frequency range: 47MHz – 862MHz

Dimensions and Layout:

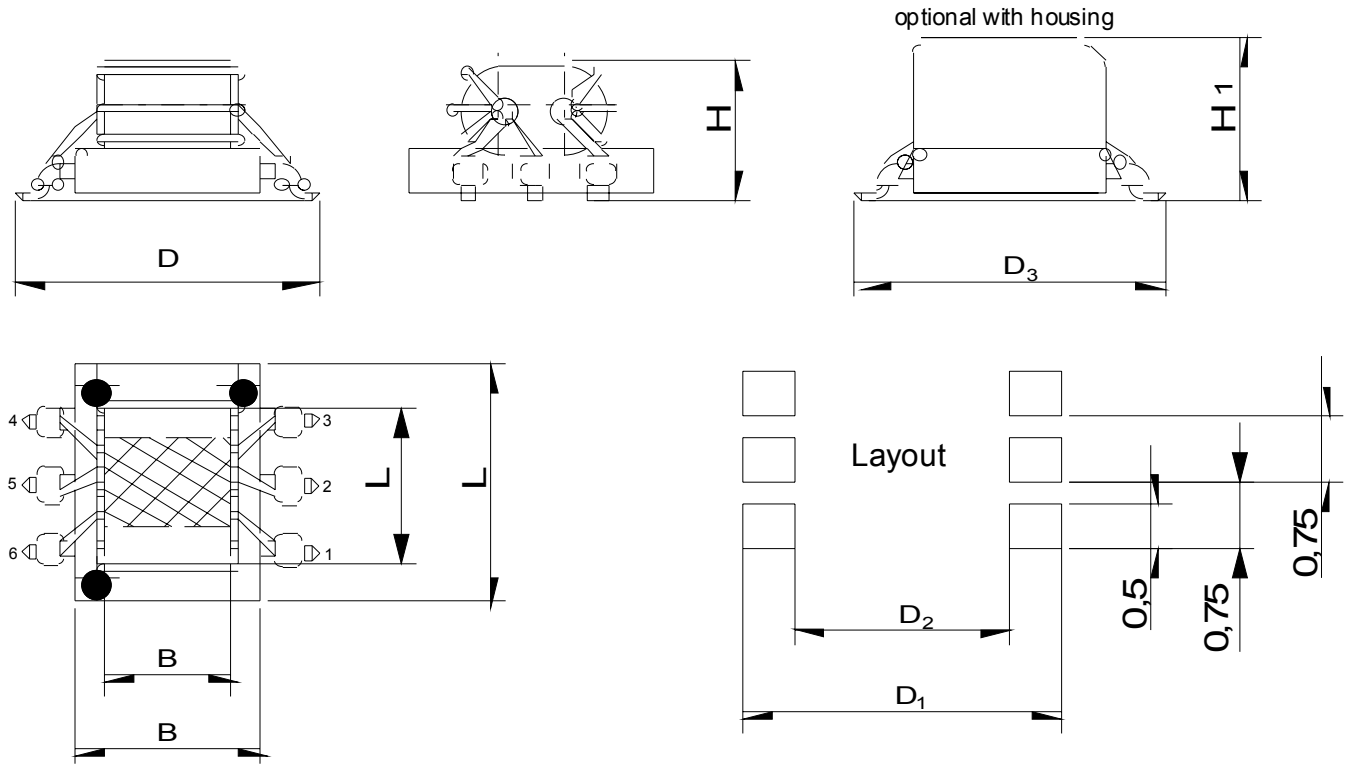

Dimensions (mm):									
L	L_1	B	B_1	H	H_1	D	D_1	D_2	D_3
$5{,}6_{-0{,}1}$	3,6	$4{,}5_{-0{,}1}$	2,5	3,4 [1)]	3,9 [1)]	6,9 [1)]	7,3	5,1	7,1 [1)]
[1)] max. dimensions									

Without housing

Packing:

Packaging unit: 2.100 pieces/reell
Packaging into blister tape acc. DIN IEC 286-3
blister tape 12 mm on reel 330 mm

Coplanarity < 0,2mm

© EPCOS AG 2003. Reproduction, publication and dissemination of this data sheet, enclosures hereto and the inforn contained therein without EPCOS' prior express consent is prohibited.

Purchase orders are subject to the General Conditions for the Supply of Products and Services of the Electrical and Electronics Industry recommended by the ZVEI (German Electrical and Electronic Manufacturers' Association), unles otherwise agreed.