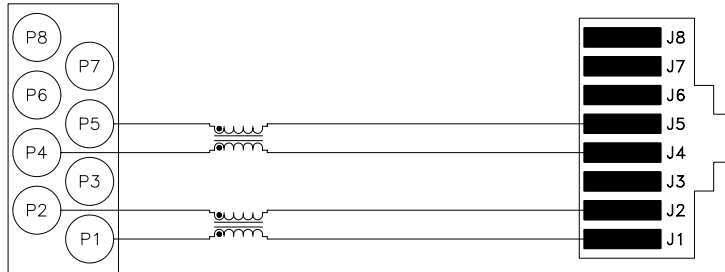
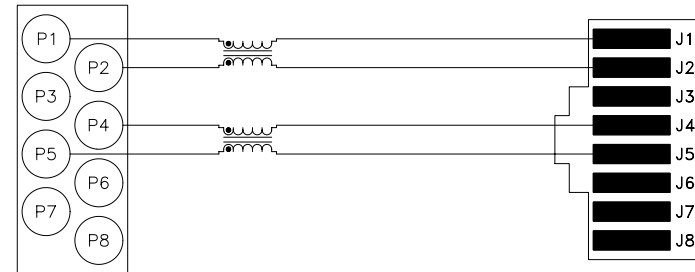


LOWER ROW



UPPER ROW



ELECTRICAL SPECIFICATIONS:

1.0 INDUCTANCE: $(P1-J1)=(P2-J2)$: 65uH TYP @ 0.1V, 10KHz
 $(P4-J4)=(P5-J5)$: 65uH TYP @ 0.1V, 10KHz

2.0 DC RESISTANCE: P5-J5; P4-J4; P2-J2; P1-J1 : 0.5 OHM MAX

3.0 COMMON MODE:

FREQUENCY (MHz)	TYPICAL(-dB)	MIN(-dB)
1	8	5
5	17	15
20	23	15
70	25	20
200	22	17
500	11	6

Stewart Connector Systems

<http://www.stewartconnector.com>

InNet Technologies inc.

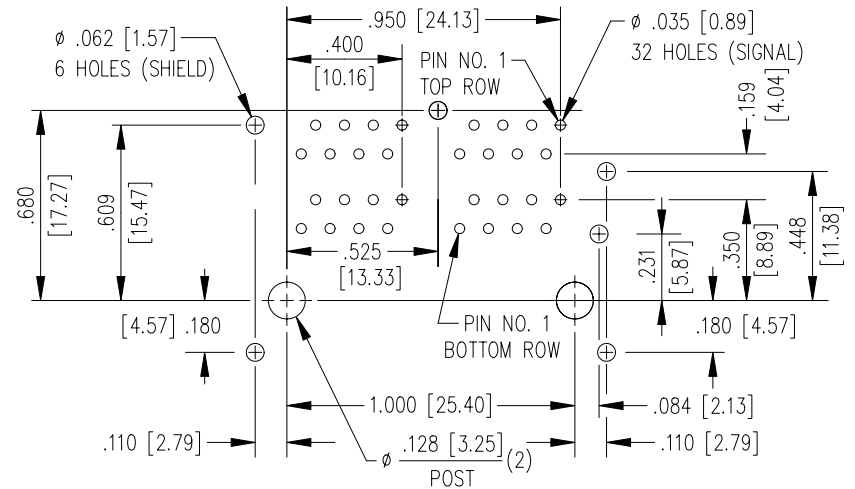
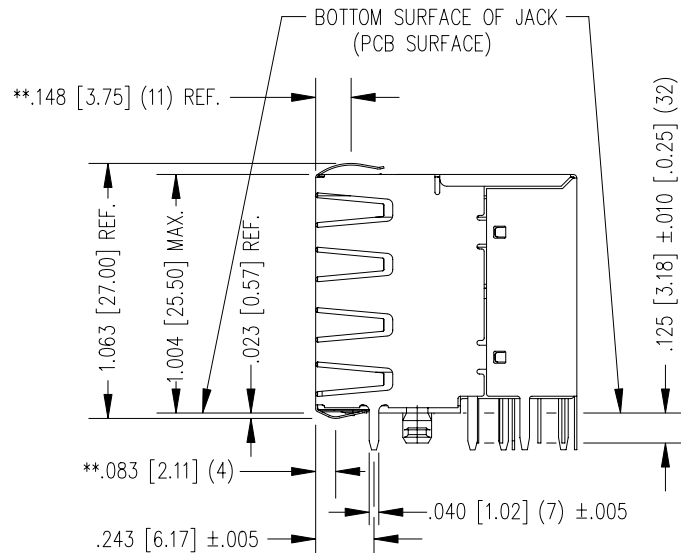
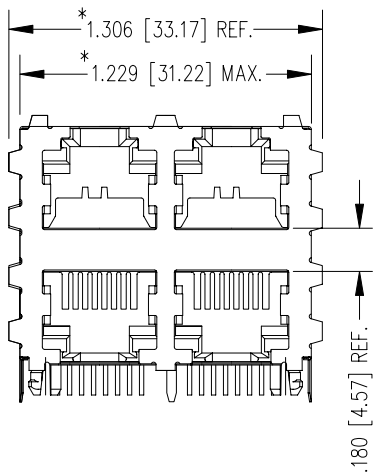

<http://www.innet-tech.com>

SHEET
1 OF 3

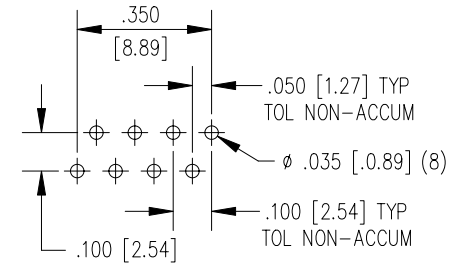
DRAWING NO.

SI-30106

REV.
03



P.C.B. RECOMMENDED HOLE LAYOUT
SEEN FROM COMPONENT SIDE
TOLERANCE ±.003 [0.08] UNLESS OTHERWISE SPECIFIED



TYPICAL HOLE LAYOUT
(4 POSITIONS)

NOTES:

- TOLERANCES COMPLY WITH F.C.C. DIMENSION REQUIREMENTS.
- DIMENSIONS SHOWN WITH "*" TO BE CENTRAL ABOUT CENTER LINE.
- DIMENSIONS SHOWN ARE SUBJECT TO CHANGE WITHOUT NOTICE.
- "***" ON DIMENSION INDICATES HIGHEST POINT OF BEAM
- 50 MICRONS GOLD SELECTIVE PLATING.
- PINS NOT ELECTRICALLY CONNECTED MAYBE OMITTED. SEE ELECTRICAL DRAWING FOR OMITTED PINS.

CT720245

Stewart Connector Systems

<http://www.stewartconnector.com>

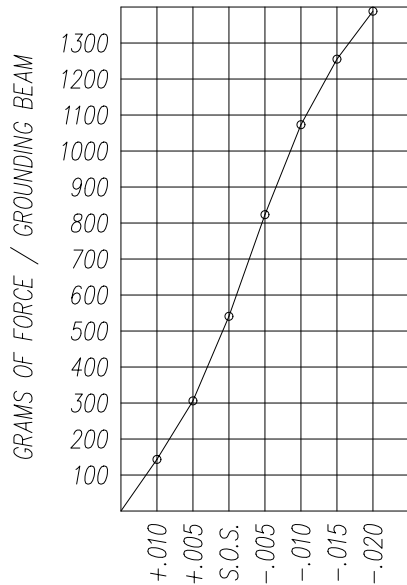
InNet Technologies inc.

<http://www.innet-tech.com>

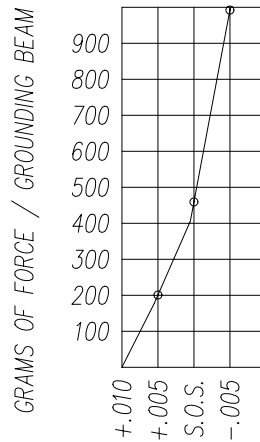
SHEET
2 OF 3

DRAWING NO.

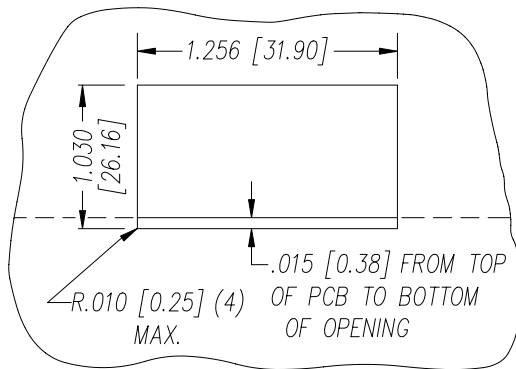
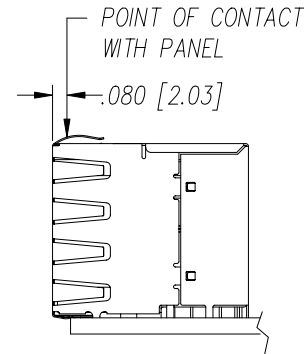
SI-30106 REV. 03



PANEL GROUNDING BEAM DEFLECTION
TOP AND SIDE BEAMS
S.O.S. = SUGGESTED OPENING SIZE



PANEL GROUNDING BEAM DEFLECTION
BOTTOM BEAMS ONLY
S.O.S. = SUGGESTED OPENING SIZE



SUGGESTED PANEL OPENING
(N.T.S.)

THE SUGGESTED PANEL OPENING IS INTENDED TO GIVE THE USER THE ABILITY TO HAVE REASONABLE JACK / PANEL CLEARANCES YET MAINTAIN RELIABLE GROUNDING CAPABILITY. THESE VARIABLES CAN BE ADJUSTED IN EITHER DIRECTION BUT MAY CARRY SOME CONSEQUENCES IN THE FORM OF LOWER MATING FORCES OR TIGHTER ASSEMBLY TOLERANCES. FORCE VALUES ON THE GRAPH(S) ARE GENERAL AVERAGES TAKEN AT A POINT OF CONTACT SHOWN ABOVE. THE SUGGESTED PANEL OPENING INCLUDES APPROXIMATELY .020 CLEARANCE ON THE TOP AND SIDES, WITH .015 CLEARANCE ON THE BOTTOM.

Stewart Connector Systems

<http://www.stewartconnector.com>

InNet Technologies inc.

<http://www.innet-tech.com>

SHEET
3 OF 3

DRAWING NO.

SI-30106

REV.
03