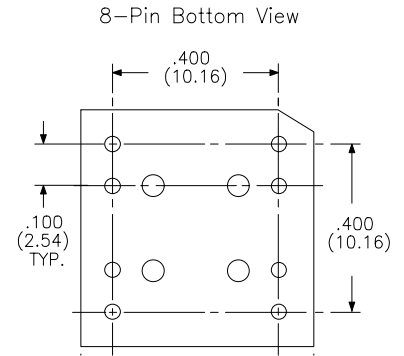
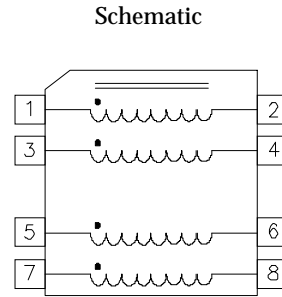


Common Mode Chokes for Telecom Applications

Designed for 4-Wire Links ISDN S / T1
For EMI Reduction - Filters Common Mode Noise
500 V_{RMS} Minimum Isolation Between Windings
Frequencies 100 kHz to 200MHz



Low Frequency Chokes

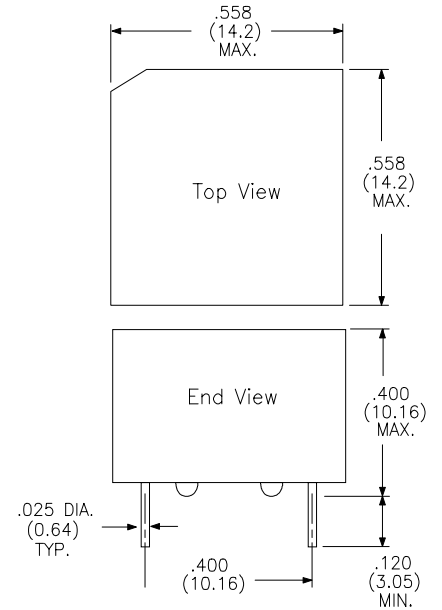
Electrical Specifications at 25°C

LF Choke Part Number	OCL min. (mH)	L _{sec} max. (μH)	C _{www} max. (pF)	DCR max. (Ω)	Z _{oc} min. (kΩ) 150 kHz	Z _{oc} min. (kΩ) 300 kHz	Z _{oc} min. (kΩ) 500 kHz	Z _{oc} min. (kΩ) 1MHz
F-1400	6.0	35.0	22	1.4	5.5	8.0	8.0	9.0
F-1401	4.0	30.0	10	0.7	3.3	6.0	8.0	11.0
F-1402	4.0	0.7	40	0.7	3.3	6.0	8.0	11.0
F-1403	1.0	10.0	10	0.7	0.9	1.6	2.3	3.3

High Frequency Chokes

Electrical Specifications at 25°C

HF Choke Part Number	OCL min. (μH)	L _{sec} max. (μH)	C _{www} max. (pF)	DCR max. (Ω)	Z _{oc} min. (kΩ) 10 MHz	Z _{oc} min. (kΩ) 30 MHz	Z _{oc} min. (kΩ) 70MHz	Z _{oc} min. (kΩ) 100MHz
F-1600	24.0	0.20	15	0.30	0.9	1.60	1.15	0.80
F-1601	16.0	0.20	12	0.30	0.7	1.35	1.05	0.65
F-1602	8.0	0.20	10	0.25	0.55	1.10	1.00	0.52



LAN Chokes

Electrical Specifications at 25°C

Part Number	Turns Ratio	OCL min. (μH)	L _{sec} max. (μH)	C _{www} max. (pF)	DCR max. (Ω)	HI-POT min. (V _{RMS})	Package Style
F-1351	1:1:1:1	18	.3	65	25	500	8 Pin
F-1352	1:1:1:1	36	.3	200	25	500	8 Pin

F-135X Schematic

