

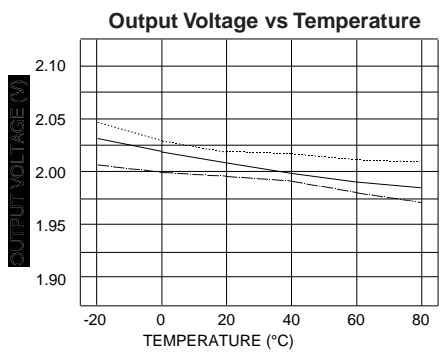
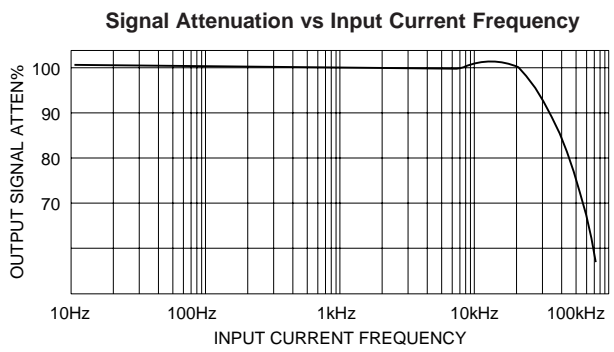
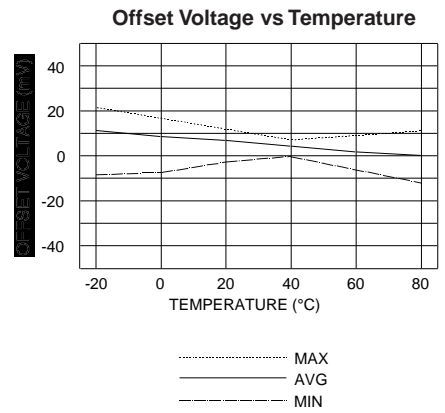
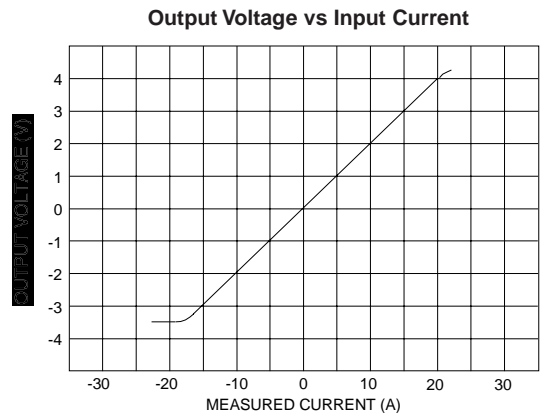
MOUNTING FOOTPRINT
(Viewed from mounting side)

Pin Assignments

Pin#	1	+5V
	2	-5V
	3	Output
	4	0V
	5	Input (+)
	6	Input (-)

Mounting Hole Dimensions

Model	ØA	ØB
SCD03PTR	0.7	1.2
SCD05PTR	1.0	1.5
SCD10PTR	1.2	1.7
SCD15PTR	1.5	2.0
SCD20PTR	1.8	2.3



SPECIFICATIONS

(V_{cc} = ±12V, R_L = 10kΩ, T_a = 25°C)

Model	SCD03PTR	SCD05PTR	SCD10PTR	SCD15PTR	SCD20PTR
Rated Current	±3A	±5A	±10A	±15A	±20A
Linearity Range	±4.5A	±7.5A	±15A	±22.5A	±30A
Output Voltage	±2.0V ±1% @ Rated Current				
Zero Current Offset Voltage	0V ±20mV max. (after demagnetization)				
Output Voltage Linearity	± 0.5 % @ rated current				
Supply Voltage	±5V ±5%				
Max Current Consumption	±25mA max.				
Response	3 μS typ. @ 50 Amp/Turns/μS				
Output V Temp Char	± 0.1%/°C max. @ rated current				
Zero Current Offset V Temp Char	± 1.0mV/°C max.				
Hysteresis	8mV max. @ rated current to 0A				
Primary Overcurrent	10X rated current, 50 ms, no damage				
Withstand Voltage	2000 VAC, 50/60Hz, 1 minute between primary coil & terminal*				
Insulation Resistance	500 VDC between primary coil & terminal				
Operating Temp	-10° to +75° C				
Storage Temp	-30 to +90°C				

* "S" model available with 4500VAC, 50/60Hz, 1 minute between primary coil & terminal.

Ordering Information

SCD□□PTR

Current Rating: 03: 3A, 05: 5A, 10: 10A, 15: 15A, 20: 20A
 Input Voltage: A: ±15VDC, B: ±12VDC, S: +12VDC, T: ±5VDC
 Input Current Polarity: N: +(DC only), R: ± (bipolar)



CUI Stack, Inc.
9615 SW Allen Blvd.
Beaverton, OR 97005
Tel: 503/643-4899 FAX: 503/643-6129



DRAWN BY	UPDATED	CHECKED	RELEASED
PART NO. SCD-XX-PTR			REV. A