

ADAPTERS

IN SERIES ADAPTERS

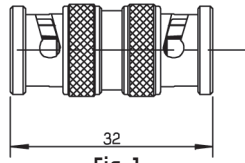


Fig. 1

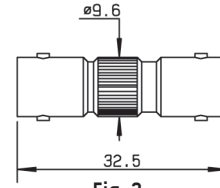


Fig. 2

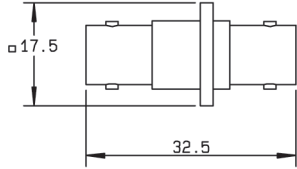


Fig. 3

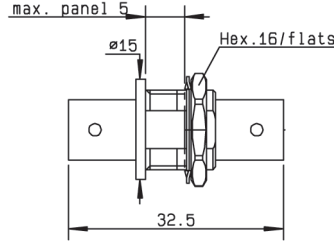


Fig. 4

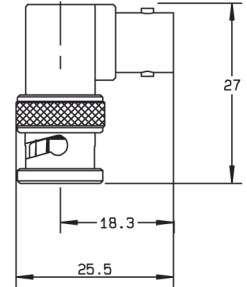


Fig. 5

Part number	Fig.	Captive center contact	Panel drilling	Note
R142 703 000	1	yes		Male - male
R142 704 000	2			Female - female
R142 710 000	3		P01	Female - female square flange
R142 720 000	4		P14	Female - female bulkhead
R142A 720 000	4		P14	Female - female bulkhead - Eco version
R142 723 000	4		P14 or P20	Female - female insulated bulkhead
R142 770 000	5			Male - female right angle

TEE IN SERIES ADAPTERS

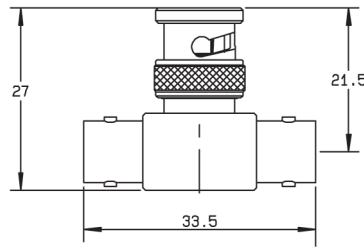


Fig. 1

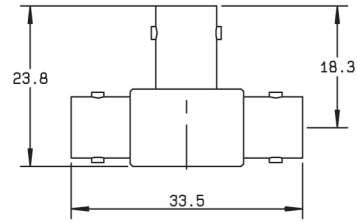


Fig. 2

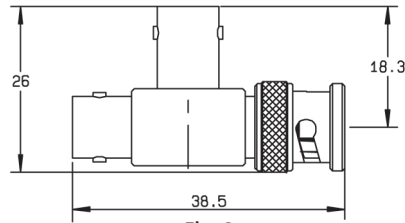


Fig. 3

Part number	Fig.	Captive center contact	Note
R142 780 000	1	yes	Male/female-female tee
R142 782 000	2		Female/female-female tee
R142 789 000	3		Female/female-male tee

To download data sheets and assembly instructions, visit www.radiall.com & enter the part number in the Search box. **Bold** part numbers represent products typically in stock & available for immediate shipment. See page 8 and 9 for packaging information.