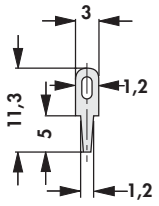
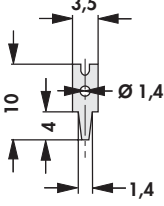
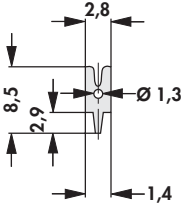
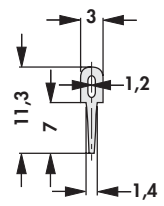
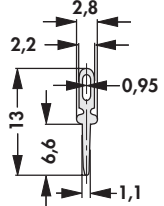
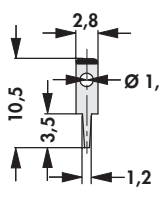
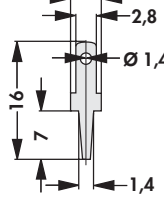


Solder pins

				
art. no. LS 101 ±0.6 mm	art. no. LS 102 ±0.6 mm	art. no. LS 103 ±0.6 mm	art. no. LS 104 ±0.6 mm	art. no. LS 105 ±0.5 mm
				
art. no. LS 106 ±0.8 mm	art. no. LS 107 ±0.5 mm			

 = thickness

	LS
material	brass, 6 μm Sn

E 41

Screw mounted guide rails
Ejectors
Insulating distance sleeves
Spacers

→ E 24 – 26
→ E 29
→ E 30 – 37
→ E 38

Insulating clamping parts
Mounting parts for heatsinks
Mounting material for semiconduct.
Technical introduction

→ E 43
→ E 47 – 48
→ E 42
→ A 2 – 7