


EPOXY COATED, NON-INDUCTIVE, CAPACITORS,
REDUCED SIZE, RADIAL LEAD

FEATURES

- NON-INDUCTIVE CONSTRUCTION
- EPOXY RESIN COATED FOR EXCELLENT MOISTURE RESISTANCE
- METALLIZED CONSTRUCTION PROVIDE SELF HEALING CHARACTERISTICS
- HIGH STABILITY WITH FREQUENCY OVER AN EXTENDED OPERATING LIFE
- HIGH PERFORMANCE AT LOW COST
- REDUCED SIZE
- LEAD FORMING AND CUT LEADS AVAILABLE

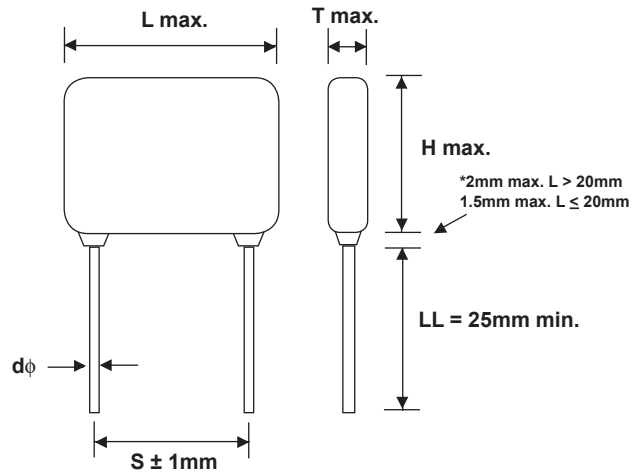


**RoHS
Compliant**
includes all homogeneous materials

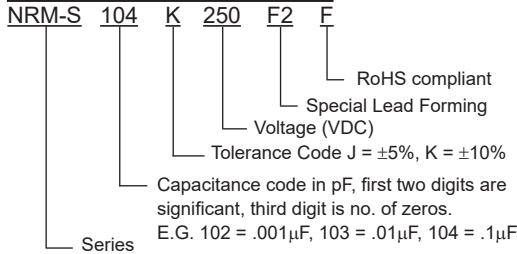
*See Part Number System for Details

SPECIFICATIONS

Operating Temperature	-40°C ~ +85°C
Rated Voltage (VDC)	100V, 250V, 400V, 630V
Capacitance Range	0.01μF ~ 10μF
Capacitance Tolerance	±10% (K), ±5% (J)
Insulation Resistance	C < 0.33μF IR ≥ 9,000 Megohm C ≥ .33μF IR ≥ 3,000 Megohm/μF
Dissipation Factor	1% (at 1KHz/25°C)
Dielectric Strength	150% of Rated Voltage for 5 Seconds



PART NUMBER SYSTEM



LEAD SPACING (BULK) AND DIAMETER (mm)

	L	13.0	18.0	26.0	31.0
S	10.0	15.0	22.5	27.5	
dφ	0.6	0.8	0.8	0.8	

SEE TAPING SPECIFICATIONS FOR LEAD-SPACING FOR TAPE & BOX PACKAGED

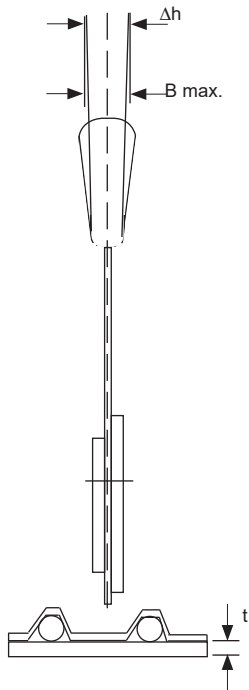
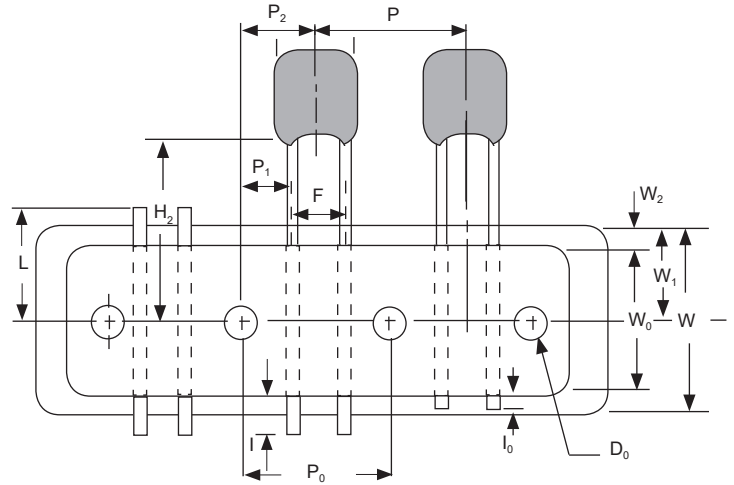
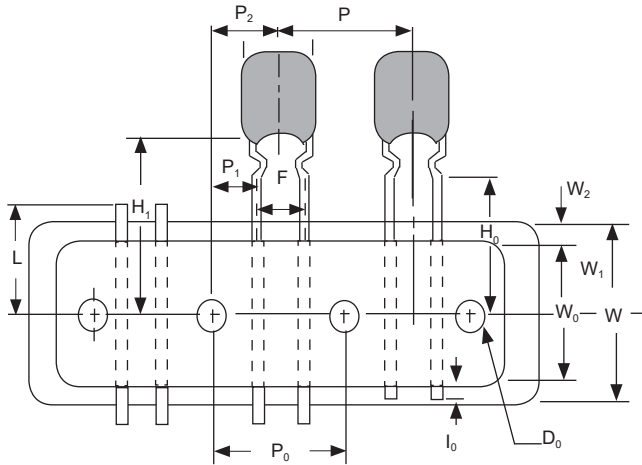
STANDARD PRODUCTS AND CASE SIZE TABLE (mm)

Cap. (μF)	100VDC/63VAC			250VDC/160VAC			400VDC/200VAC			630VDC/220VAC		
	L	T	H	L	T	H	L	T	H	L	T	H
0.01	-	-	-	-	-	-	-	-	-	12.5	5.0	8.5
0.015	-	-	-	-	-	-	-	-	-	12.5	5.5	8.5
0.022	-	-	-	-	-	-	-	-	-	12.5	5.5	10.5
0.033	-	-	-	-	-	-	-	-	-	12.5	6.5	11.0
0.047	-	-	-	-	-	-	12.5	5.5	8.5	12.5	7.5	12.0
0.068	-	-	-	-	-	-	12.5	6.0	10.0	18.5	6.5	11.5
0.1	-	-	-	-	-	-	12.5	7.0	11.0	18.5	7.0	13.5
0.15	-	-	-	-	-	-	18.5	5.5	12.0	18.5	8.0	16.0
0.22	-	-	-	12.5	8.5	10.5	18.5	6.5	13.0	18.5	9.5	17.5
0.33	-	-	-	12.5	7.0	12.0	18.5	7.5	14.0	26.0	11.0	19.5
0.47	-	-	-	18.5	6.0	12.5	18.5	8.5	16.5	26.0	10.5	19.0
0.68	12.5	8.5	13.0	18.5	7.0	13.5	26.0	7.5	17.0	26.0	12.0	22.0
1.0	12.5	9.5	15.0	18.5	8.0	16.0	26.0	8.5	18.5	31.0	13.5	22.0
1.5	18.0	9.5	14.0	18.5	9.5	17.5	31.0	9.5	19.0	31.0	18.5	25.0
2.2	18.5	10.0	16.5	26.0	9.0	17.5	31.0	11.5	21.5	31.0	20.0	29.0
3.3	18.5	12.0	19.0	26.0	11.0	19.5	-	-	-	-	-	-
4.7	26.0	10.5	19.0	26.0	12.5	22.5	-	-	-	-	-	-
6.8	26.0	13.0	21.5	31.0	14.0	22.5	-	-	-	-	-	-
10.0	26.0	15.0	25.0	31.0	16.0	28.5	-	-	-	-	-	-

TAPE & REEL FOR RADIAL LEAD CAPACITOR
REFER TO EIA STANDARD RS-468

CRIMPED LEAD TAPING (STANDARD)

STRAIGHT LEAD TAPING (SPECIAL) Contact NIC for Availability*.



***NOTE:** STANDARD LEAD SPACING ON TAPED PARTS IS 5MM. SPECIAL 7.5MM, 10MM AND 15MM LEAD SPACING MAY BE AVAILABLE UPON SPECIAL REQUEST.

TO SPECIFIC:

LEAD SPACING	P/N SUFFIX
5MM	TB
7.5MM	TB (7.5MMLS)
10MM	TB (10MMLS)

Dimensions MM (inch)		
P	12.7 ± 1.0	(0.5 ± 0.0394)
P ₀	12.7 ± 0.2	(0.5 ± 0.008)
P ₂	6.35 ± 1.3	(.025 ± 0.051)
P ₁	3.85 ± 0.5	(0.152 ± 0.020)
F*	5.0 ± 0.8	(0.197 ± 0.0315)
Δh	0 ± 2.0	(0 ± 0.0787)
W	18.0 ± 0.5	(0.709 ± 0.020)
W ₁	9.0 ± 0.5	(0.354 ± 0.020)
H ₁	20.0 ± 0.75	(0.787 ± 0.030)
H ₂	18.0 ± 0.5	(0.709 ± 0.020)
H ₀	16.0 ± 0.5	(0.630 ± 0.020)
I	2.0 max.	(0.079 max.)
I ₀	7.0 max.	(0.276 max.)
φD ₀	4.0 ± 0.2	(0.157 ± 0.008)
W ₀	12.5 min.	(0.492 min.)
t	0.7 ± 0.2	(0.028 ± 0.008)
W ₂	3.0 max.	(0.118 max.)
L	11.0 max.	(0.433 max.)

AMMO BOX PACKING TB (TAPE BOX)

