

03

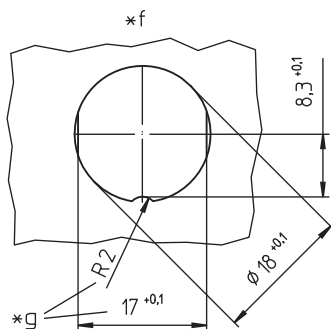
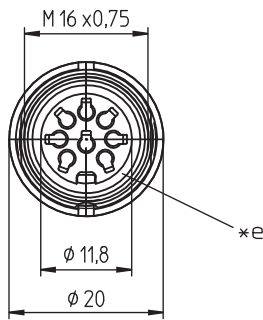
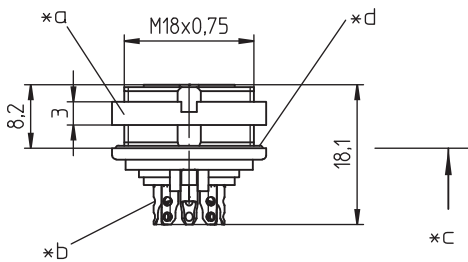
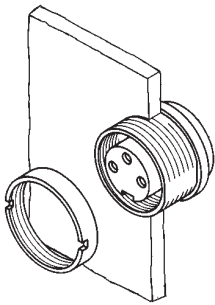
0305-1

Circular connectors with threaded joint M16 acc. to IEC 61076-2-106, IP40/IP68



Chassis socket acc. to AISG specification and IEC 61076-2-106, IP68, with threaded joint and solder terminals, for back side mounting

03 0305-1



Environmental conditions

Temperature range -40 °C/+85 °C

Materials

Insulating body	PA GF, V-0 according to UL94
Contact bush	CuZn, silver-plated and flash gold-plated
Housing	Zn diecast, pre-copper and nickel-plated
Ring screw	CuZn, nickel-plated
Seal	CR (flat), NBR (O-ring)

Mechanical data

Insertion force/contact	≤ 5.0 N ¹
Withdrawal force/contact	≥ 1.2 N ¹
Tightening torque connector	1-3 Nm
Tightening torque nut	1-3 Nm
Protection class	IP68 ²

¹ measured with a polished steel pin, nominal thickness 1.5 mm

² according to IEC DIN EN 60529, only in locked condition with an appropriate counterpart; IPX8 requirements under agreement between manufacturer and user









Connectable conductors for solder area




Section ≤ 0.75 mm² (AWG 20)

Electrical data (at T_{amb} 20 °C)

Contact resistance	≤ 5 mΩ
Rated current	5 A (T _{amb} 40 °C)
Rated voltage	100 V (with pollution degree 1) 32 V (with pollution degree 2)
Rated impulse voltage	500 V
Material group	II (IEC)/I (UL) (400 ≤ CTI < 600)
Overvoltage category	I
Insulation resistance	> 100 MΩ

Associated products

Counterparts			
 0331	 0332	 0332-1	
 033200	 0365	 036500	
 Weitere Produkte auf Anfrage	 Weitere Produkte auf Anfrage		

Accessories		
 0322 C 16	 0381	 038199


03

0305-1

Pin configurations, solder side view

 0384

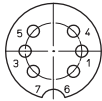
 0385

 038799

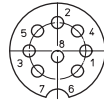


***h**

0305-1 05-3



-



08-a

0305-1 08-1

- *a nut enclosed separately
- *b cup-shaped solder terminal
- *c mounting direction
- *d O-ring gasket
- *e flat gasket
- *f port in mounting plate
- *g anti-rotation, alternative execution
- *h pin configuration according to AISG C485

03

0305-1

Designation	Pole Number	PU (Pieces)	MDQ (Pieces)
0305-1 05-3	5	50	100
0305-1 08-1	8	50	100

Packaging:
in a cardboard box