





-  Four transmit transformers, four receive transformers and line side protection circuit in a single SMT package
-  IC grade transfer-molded package withstands 235°C IR reflow temperature
-  Extended temperature range of -40°C to +85°C
-  Minimum Isolation voltage: 1500Vrms

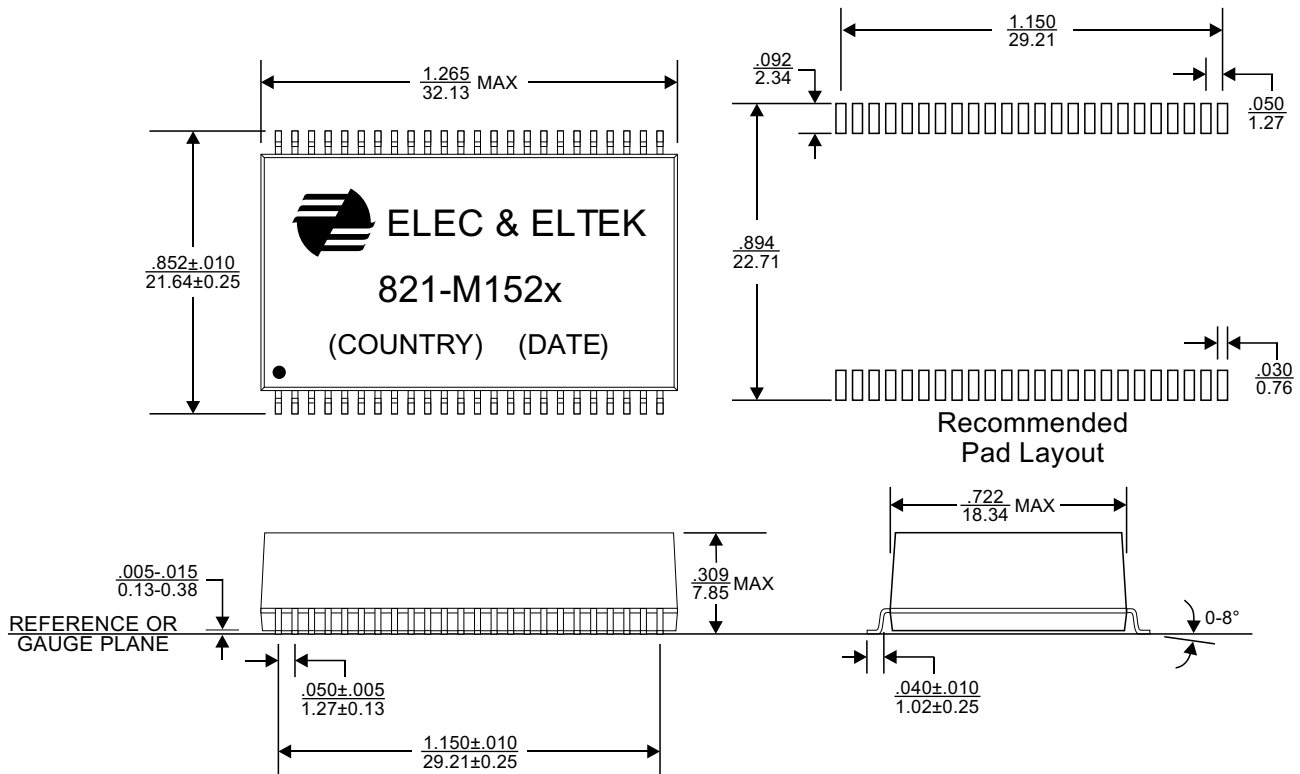


ELECTRICAL SPECIFICATION @25°C

Part Number	Turns Ratio (Pri: Sec ±5%)		OCL Line Side (mH Min)	LL (uH Max)		Cww (pF Max)	Isolation Voltage (Vrms Min)	Primary Pins	
	Tx	Rx		Tx	Rx			Tx	Rx
821-M1527	1CT:1	1:1CT	1.2	0.8	0.8	35	1500	4-6, 10-12, 16-18, 22-24	48-46, 42-40, 36-34, 30-28
821-M1528	1CT:1.14	1.14:1CT	1.2	1.0	1.0	35	1500	4-6, 10-12, 16-18, 22-24	48-46, 42-40, 36-34, 30-28

MECHANICAL DIMENSIONS

Package: SO048B



Notes: All dimensions are specified in $\frac{\text{inches}}{\text{mm}}$ with higher precedence in inches.
Unless otherwise specified, all tolerances are $\pm \frac{.010}{0.25}$.

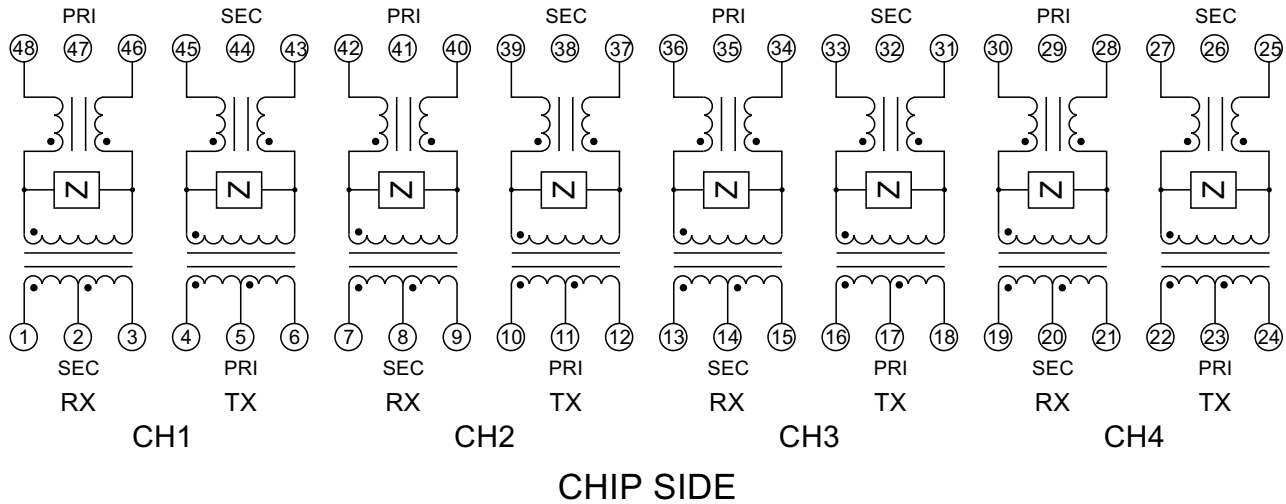
Weight (in gram)	: 9.0 typ.
Tape & Reel	: 200 / reel



SCHEMATICS

821-M1527/ 821-M1528

LINE SIDE



CHIP SIDE

FOR MORE INFORMATION, PLEASE CONTACT

HEADQUARTER
UNIT B10, 3/F., Merit Industrial Centre,
94 Tokwawan Road, Kowloon,
Hong Kong
Tel: (852) 2954 3333
Fax: (852) 2954 3304
Email: eempl@eleceltek.com
Website: <http://www.eleceltek.com>

Information herein is for reference only and subject to change without notice. It does not constitute any representation, warranty or commitment of the company in respect of the products in any aspect. All logos, brands and product names mentioned herein are trademarks or registered trademarks of their respective owners. The company does not assume any liability arising out of the application or use of any product or circuit described herein. Copyrights 2004, E & E Magnetic Products Limited.