


# SS24 SERIES

翘板式 电源开关

Double-Pole and Single-Pole Rocker Power Switches



cUL US

## SPECIFICATION 规格:

### Rating 额定:

12A 125/250VAC(CUL)

16A 125/250VAC(CUL)

16(4)A 250V~T125/55 (VDE,SEMKO,NEMKO,  
FIMKO,DEMKO)

### Electrical (电气性能)


(接触电阻) INITIAL CONTACT RESISTANCE:20mΩ Max

(操作力量) OPERATION FORCE:500±200gf

(绝缘电阻) INSULATION RESISTANCE:100MΩ Min 500VDC

(耐电压) WITHSTAND VOLTAGE:1KVAC FOR 1 MINUTE


(电气寿命) ENDURANCE:10,000 CYCLES



## PANEL CUTOUT DIMENSION

(面板安装孔间距尺寸)

PANEL THICKNESS	X	Y
0.8~1.2mm	19.2 <sup>+0</sup> <sub>-0.1</sub> mm	21.9 <sup>+0.1</sup> <sub>-0</sub> mm
1.3~2.0mm	19.4 <sup>+0</sup> <sub>-0.1</sub> mm	21.9 <sup>+0.1</sup> <sub>-0</sub> mm
2.1~2.5mm	19.8 <sup>+0</sup> <sub>-0.1</sub> mm	21.9 <sup>+0.1</sup> <sub>-0</sub> mm



## SNAP IN PANEL MOUNTING

(卡入面板安装)

## Material (材质)

(端子座) TERMINAL BASE:NYLON 66(UL 94V-0)

(柄) ACTUATOR:NYLON 66(UL 94V-0)

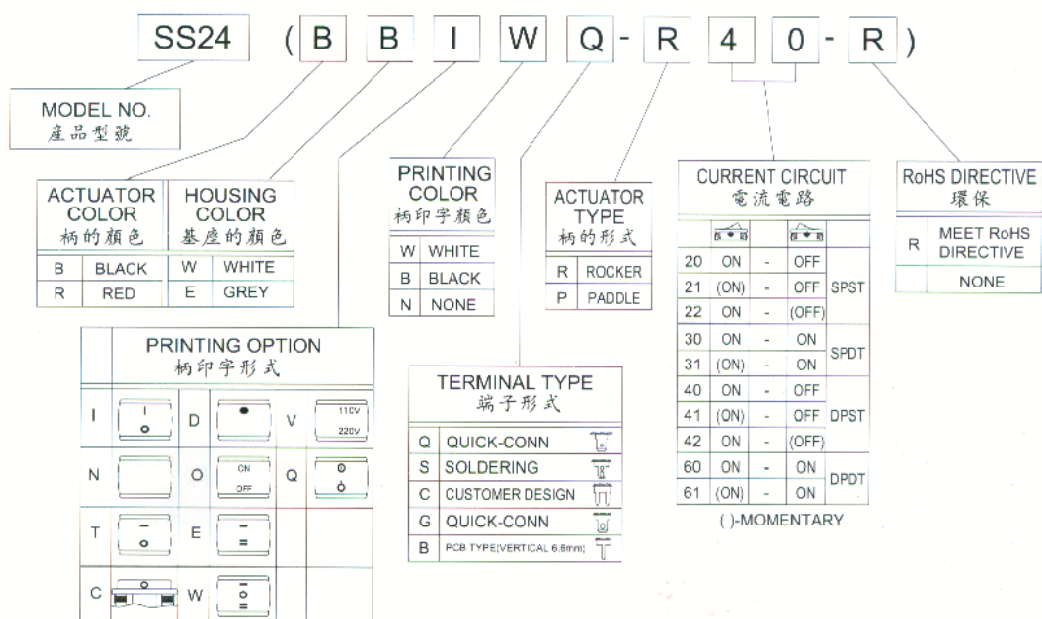
(弹簧) SPRING:STAINLESS STEEL WIRE

(接触片) CONTACT:COPPER/SILVER PLATED

(端子) TERMINAL: BRASS/SILVER PLATED

(接点) CONTACT:Ag ALLOY

## HOW TO ORDER 采购识别码




# SS24 SERIES

翘板式 电源开关

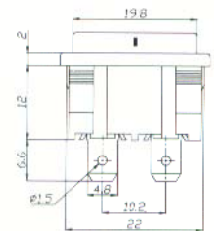
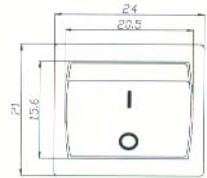
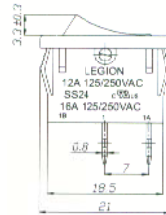
Double-Pole and Single-Pole Rocker Power Switches

SPEC DRAWING (规格图面)

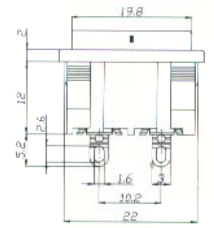
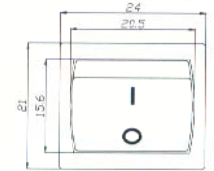
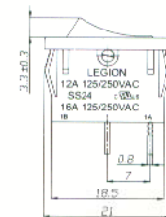
Unit:mm



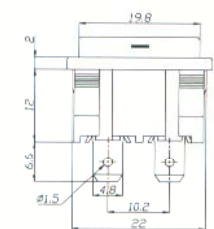
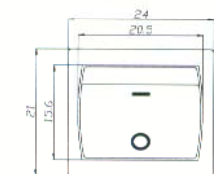
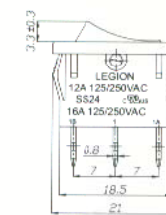
SS24(B6IWO-R40-R)



SS24(BBIWS-R40-R)



SS24(BBTWO-R60-R)



SS24(BBNNO-R60-R)

