D

THIS DRAWING AND DESIGN HEREON CONSTITUTES A PROPRIETARY DESIGN OF PACKARD ELECTRIC DIVISION AND IS NOT TO BE DUPLICATED OR REPRODUCED WITHOUT AUTHORITY OF PACKARD ELECTRIC DIVISION.

DO NOT SCALE

PART NO. 1203 3920

PART NO. 1203 3920

DATE	SYM	REVISION RECORD	AUTH	DR	CK
04AP85	—	12059239 ADDED & RELEASED TO REV 'A'	85005	TLB	GF
23JN86	—	12059239 – ADDED COIN: NO REV.			
		UPDATE REQ'D.	106734	JP.	RS
23JN86	—	12059239 – FULL KNURLS WERE			
		PARTIAL: NO REV. UPDATE REQ'D.	106870	JP.	RS
28NO88	—	12059239–REVISED NAME & REMOVED			
		STRIP,DETUCT & PATENT PEND!NG:			
		NO REV.UPDATE REQ'D	123383	JA	JH
10FE93	—	ADDED 12124332 TO REV. "A"	153946	SJ	SJ
08SE93	—	12162064–RELEASED TO REV "A"	930005	SJ	SJ

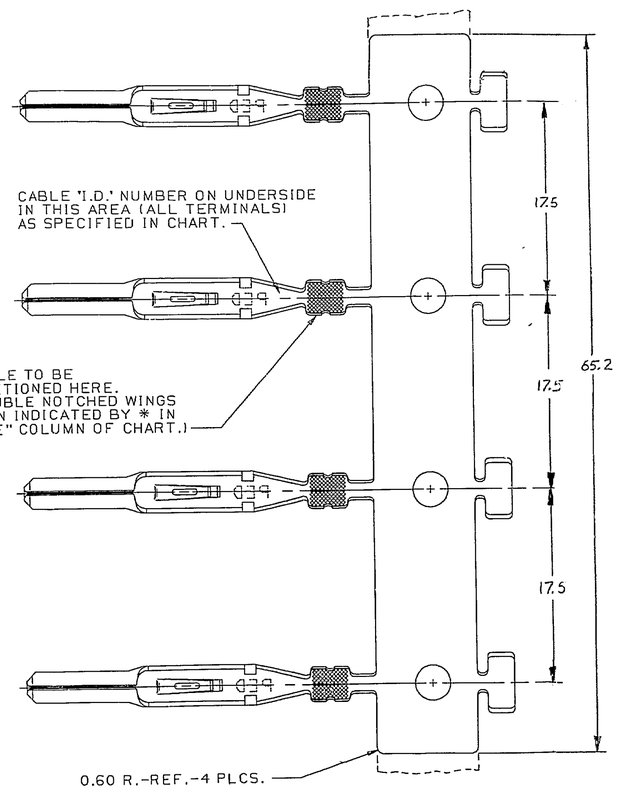

TYPE 202

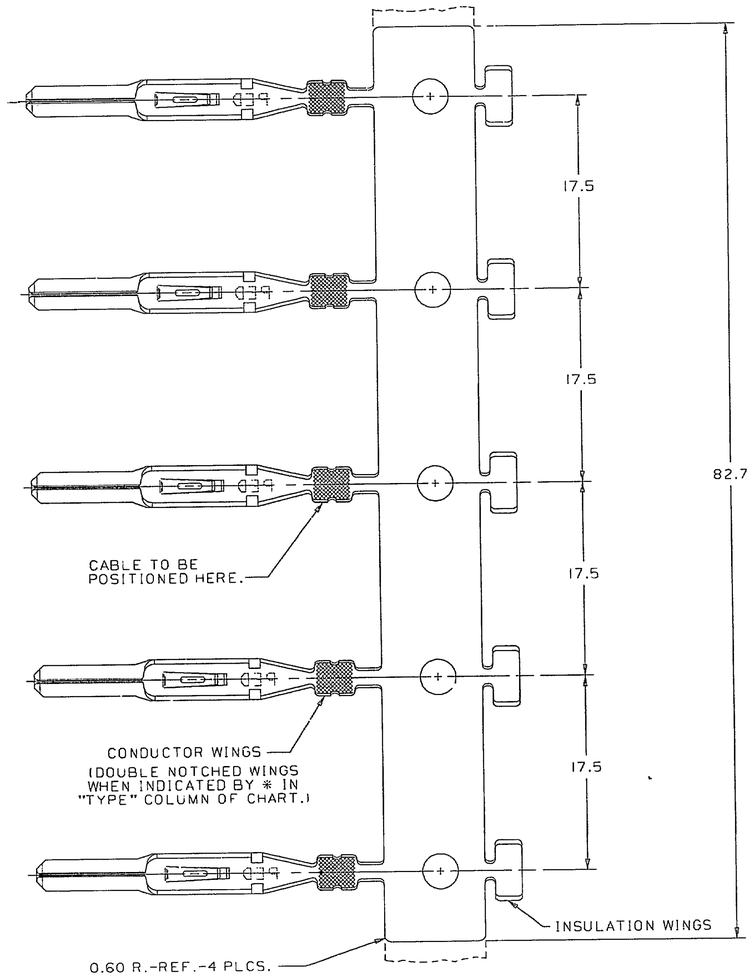

TYPE 201

TYPICAL FOR TYPE 201

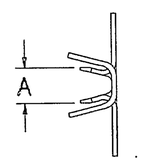

TYPICAL

NOTES — 1. CRIMPING OF WINGS.

A. USED WINGS MUST MEET ESA-605.
B. UNUSED CORE WINGS CAN BE CRIMPED OR UNCRIMPED. RESULTS MUST BE C.C.H. OF 3.80 MAX. AND C.C.W. OF 3.80 MAX.
C. UNUSED INSULATION WINGS CAN BE CRIMPED WITH ANY TOOLING. RESULT MUST BE I.C.H. OF 4.50 MAX. AND I.C.W. OF 4.00 MAX.

PART NO.	REV	STAT	BASIC TERM	PART NO.	REV	STAT	BASIC TERM	TYPE	SIZE (MM²)	MAX.DIA.	ID NO.	A +0.4
				12124332	A		(4) 12124331	202	2.0 – 1.0	3.97 – 2.48	.15	3.2
12059239	A		(5) 12033921					201	0.8 – 0.5	3.12	19	3.2
UNPLATED				TIN PLATED				CABLE				

C04D1583

METRIC
DIMENSIONS ARE IN MILLIMETERS UNLESS OTHERWISE SPECIFIED

THIRD ANGLE PROJECTION

CODE NO. 6900	TOLERANCE UNLESS OTHERWISE SPECIFIED DECIMAL: ONE PLACE ± 0.3 TWO PLACE ± 0.15 ANGULAR ± 2°
QC	
DWG. DATE 02MR82	SCALE NONE
DR. Terry L Bozis 04AP85	
CD.X.TERM.12033920.00.2	CK. G.FERANCE DATE 15AP85
REFERENCE NO. SHT 2	APPR. F.MLAKAR DATE 17AP85
12033920 "E" SIZE	APPR. DATE
MATERIAL SPEC. SEE CHART	
NAME TERM M M/P 280	
PART NO. 1203 3920	SIZE D

OUTLINE DRAWING

PACKARD ELECTRIC

SHEET 2

PACKARD ELECTRIC DIVISION
GENERAL MOTORS CORPORATION
WARREN, OHIO