

Surface Mount RF Transformer

50Ω 0.08 to 200 MHz

T1-1T-KK81+ T1-1T-KK81



CASE STYLE: KK81
PRICE: \$4.45 ea. QTY (1-9)

+RoHS Compliant
The +Suffix identifies RoHS Compliance. See our web site for RoHS Compliance methodologies and qualifications

Maximum Ratings

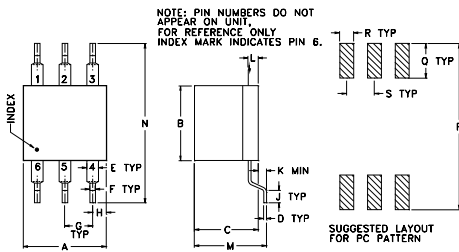
Operating Temperature	-20°C to 85°C
Storage Temperature	-55°C to 100°C
RF Power	0.25W
DC Current	30mA

Permanent damage may occur if any of these limits are exceeded.

Pin Connections

PRIMARY DOT	4
PRIMARY	6
SECONDARY DOT	3
SECONDARY	1
SECONDARY CT	2
NOT USED	5

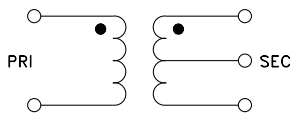
Outline Drawing



Outline Dimensions (inch/mm)

A	B	C	D	E	F	G	H	J
.30	.27	.23	.010	.042	.020	.100	.05	.05
7.62	6.86	5.84	0.25	1.07	0.51	2.54	1.27	1.27
K	L	M	N	P	Q	R	S	wt
.020	.036	.26	.575	.600	.125	.050	.100	grams
0.51	0.91	6.60	14.61	15.24	3.18	1.27	2.54	0.50

Config. A



Notes

- Performance and quality attributes and conditions not expressly stated in this specification document are intended to be excluded and do not form a part of this specification document.
- Electrical specifications and performance data contained in this specification document are based on Mini-Circuit's applicable established test performance criteria and measurement instructions.
- The parts covered by this specification document are subject to Mini-Circuits standard limited warranty and terms and conditions (collectively, "Standard Terms"); Purchasers of this part are entitled to the rights and benefits contained therein. For a full statement of the Standard Terms and the exclusive rights and remedies thereunder, please visit Mini-Circuits' website at www.minicircuits.com/WCLStore/terms.jsp

Features

- wideband, 0.08 to 200 MHz
- excellent return loss
- also available with plug-in (X65)
- flat-pack (W38) leads

Applications

- VHF
- receivers/transmitters

Transformer Electrical Specifications

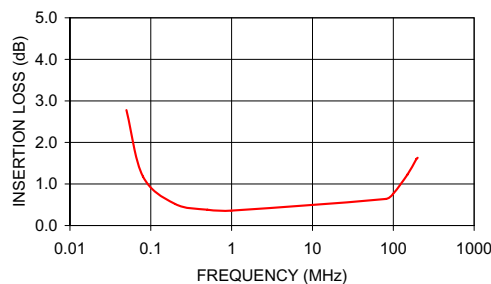
Ω RATIO	FREQUENCY (MHz)	INSERTION LOSS*		
		3 dB MHz	2 dB MHz	1 dB MHz
1	0.08-200	.08-200	0.15-150	0.2-80

*Insertion Loss is referenced to mid-band loss, 0.3 dB typ.

Typical Performance Data

FREQUENCY (MHz)	INSERTION LOSS (dB)	INPUT R. LOSS (dB)
0.05	2.78	1.64
0.08	1.18	4.39
0.20	0.52	9.45
0.50	0.38	16.31
1.00	0.36	19.67
80.00	0.64	9.96
99.33	0.76	8.80
150.00	1.23	5.83
192.51	1.60	4.60
200.00	1.63	4.55

T1-1T-KK81
INSERTION LOSS



T1-1T-KK81
INPUT RETURN LOSS

