

Features




- Removable duplex brace
- Push-pull latching system
- One-piece Tunable connector (adjustable to 6 positions)
- Pull-proof
- "PC" pre-radius (20mm) zirconia ceramic ferrule
- "APC" pencil zirconia ceramic ferrule
- Secure crimping (double ferrule)
- Secure bonding
- Cable range : 0.9 to 3mm, tight or semi-loose structure
- Boots and plug housings color : Multimode PC : Beige
Singlemode PC : Blue

Cable Diameter (mm)	Packaging	PC125 Singlemode (blue)	PC126 Singlemode (blue)	PC128 Multimode (beige)	PC230 Multimode (beige)	APC125 Singlemode (green)	APC126 Singlemode (green)
0.9	1	F 728 401 100	F 728 402 100	F 728 403 100	-	F 728 411 100	F 728 412 100
0.9	100	F 728 501 100	F 728 502 100	F 728 503 100	-	F 728 511 100	F 728 512 100
0.6/1 (tube)	1	F 728 401 200	F 728 402 200	-	-	-	-
0.6/1 (tube)	100	F 728 501 200	F 728 502 200	-	-	-	-
0.8/1.6 (tube)	1	F 728 401 300	F 728 402 300	-	-	-	-
0.8/1.6 (tube)	100	F 728 501 300	F 728 502 300	-	-	-	-
2	1	F 728 401 500	F 728 402 500	F 728 403 500	-	F 728 411 500	F 728 412 500
2	100	F 728 501 500	F 728 502 500	F 728 503 500	-	F 728 511 500	F 728 512 500
2.4	1	F 728 401 600	F 728 402 600	F 728 403 600	-	F 728 411 600	F 728 412 600
2.4	100	F 728 501 600	F 728 502 600	F 728 503 600	-	F 728 511 600	F 728 512 600
3	1	F 728 401 700	F 728 402 700	F 728 403 700	-	F 728 411 700	F 728 412 700
3	100	F 728 501 700	F 728 502 700	F 728 503 700	-	F 728 511 700	F 728 512 700

All accessories (boots, crimp sleeves, etc...) can be ordered separately. These accessories are common to SC and FC connectors. See page 31 for part numbers.

The Duplex brace is available separately using following part numbers :

	Beige (multimode)	Blue (singlemode PC)	Green (singlemode APC)
	F 718 100 000	F 718 101 000	F 718 102 000

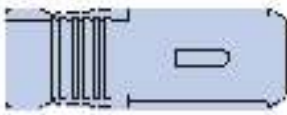
Pack of 100 duplex braces.

Duplex connectors

SC series

Fiber Optic Connectors

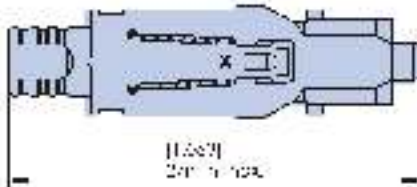
Plug housing
(Beige, Blue, Green)



[inches]

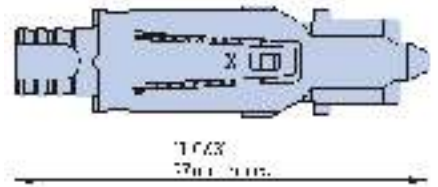
“PC” optical sub-assembly

PC125 singlemode
PC126 singlemode
PC128 multimode



“APC” optical sub-assembly

APC125 singlemode
APC126 singlemode



Cable diameter mm	Boots / Accessories (2 of each)	Mechanical dimensions Mm/Inch
0.9 mm		
0.6/1 mm		
0.8/1.6 mm		
2 - 2.4 - 3 mm		

Inside diameter of crimp rings varies according to cable diameter (2, 2.4 or 3 mm).

Rear part of the boot varies according to cable diameter (0.6/1) - (0.8/1.6 ; 2 - 2.4) - (3 mm)