



Technical Data Sheet OPTO INTERRUPTER ITR

ITR20508

■ Features

- Fast response time
- High sensitivity
- Thin and small package
- Pb free
- The product itself will remain within RoHS compliant version.

■ Descriptions

The **ITR20508** consists of an infrared emitting diode and a silicon phototransistor encased in a black thermo-plastic housing. The advantage of the device is the small package. Phototransistor receives radiation from the IR LED only, and avoids the noise from ambient light.

■ Applications

- Camera
- Copier
- Scanner
- Non-contact Switching

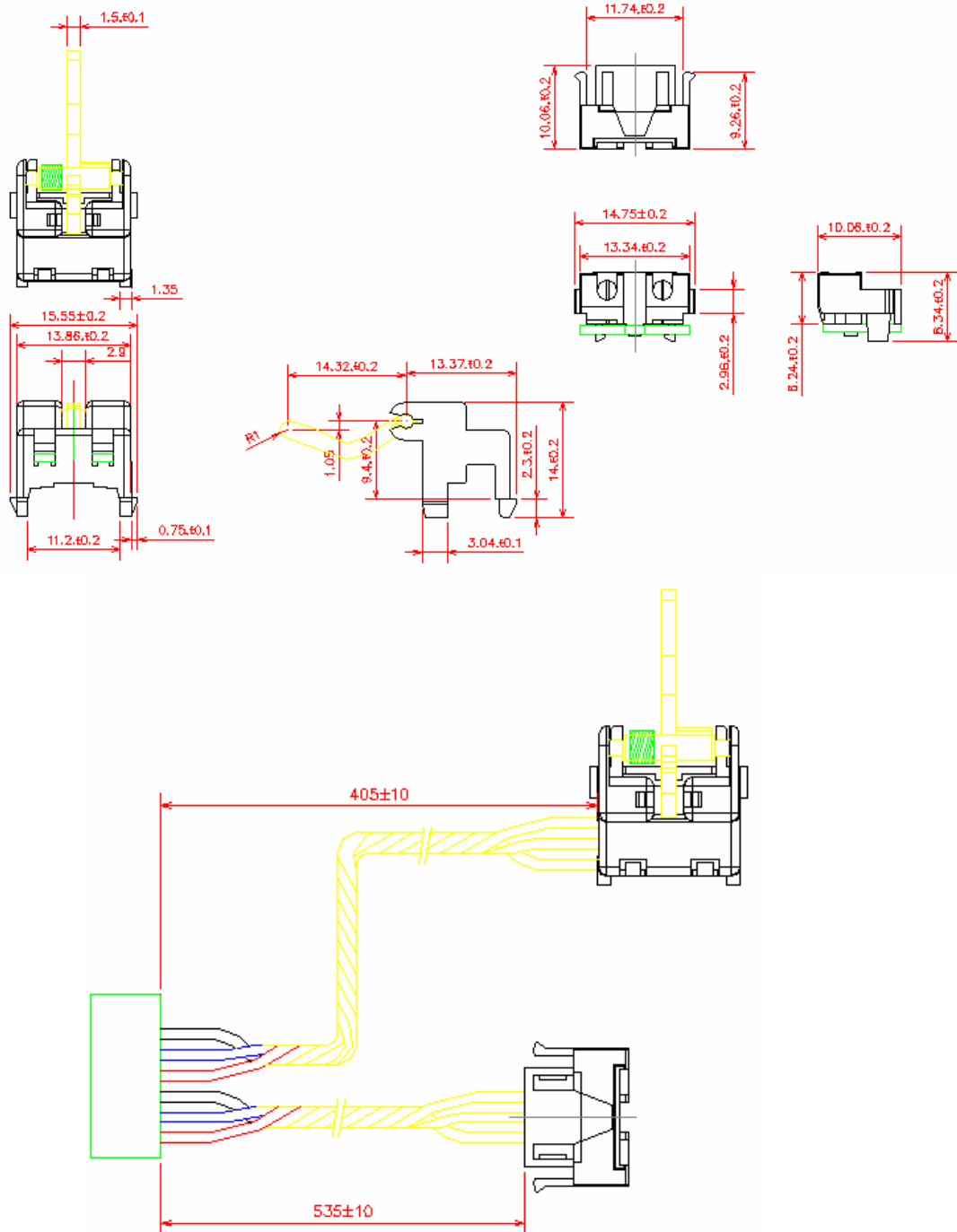
■ Device Selection Guide

Device No.	Chip Material
IR	GaAs
PT	Silicon

Technical Data Sheet
OPTO INTERRUPTER ITR

ITR20508

Package Dimensions



- Notes:**
1. All dimensions are in millimeters
 2. Tolerances unless dimensions ±0.2mm



Technical Data Sheet

OPTO INTERRUPTER ITR

ITR20508**Absolute Maximum Ratings (Ta=25°C)**

Parameter		Symbol	Ratings	Unit
Input	Power Dissipation at(or below) 25°C Free Air Temperature	Pd	75	mW
	Reverse Voltage	V _R	5	V
	Forward Current	I _F	50	mA
	Peak Forward Current (*1) Pulse width ≤ 100 μs, Duty cycle=1%	I _{FP}	1	A
Output	Collector Power Dissipation	P _C	75	mW
	Collector Current	I _C	20	mA
	Collector-Emitter Voltage	B V _{CEO}	30	V
	Emitter-Collector Voltage	B V _{ECO}	5	V
Operating Temperature		Topr	-25~+85	°C
Storage Temperature		Tstg	-40~+85	°C
Lead Soldering Temperature (*2)		Tsol	260	°C

(*1) tw=100 μsec., T=10 msec.

(*2) t=5 Sec



Technical Data Sheet

OPTO INTERRUPTER ITR

ITR20508**Electro-Optical Characteristics (Ta=25°C)**

Parameter		Symbol	Min.	Typ.	Max.	Unit	Conditions
Input	Forward Voltage	V_F	---	1.2	1.6	V	$I_F=20\text{mA}$
	Reverse Current	I_R	---	---	10	μA	$V_R=5\text{V}$
	Peak Wavelength	λ_P	---	940	---	nm	$I_F=20\text{mA}$
Output	Dark Current	I_{CEO}	---	1	100	nA	$V_{CE}=10\text{V}$
	C-E Saturation Voltage	$V_{CE(sat)}$	---	---	0.4	V	$I_C=2\text{mA}$ $E_e=1\text{mW/cm}^2$
	Peak Wavelength	λ_P	---	800	---	nm	$I_F=20\text{mA}$
Transfer Characteristics	Collector Current	$I_{C(ON)}$	0.2	---	5	mA	$V_{CE}=5\text{V}$, $I_F=20\text{mA}$
	Leakage Current	I_{CEOD}	---	---	1	μA	$V_{CE}=5\text{V}$ $I_F=20\text{mA}$
	Rise time	t_r	---	15	---	μsec	$V_{CE}=2\text{V}$ $I_C=1\text{mA}$
	Fall time	t_f	---	15	---	μsec	$R_L=1\text{K}\Omega$

Technical Data Sheet
OPTO INTERRUPTER ITR

ITR20508

Typical Electrical/Optical/Characteristics Curves for IR

Fig. 1 Forward Current vs. Ambient Temperature

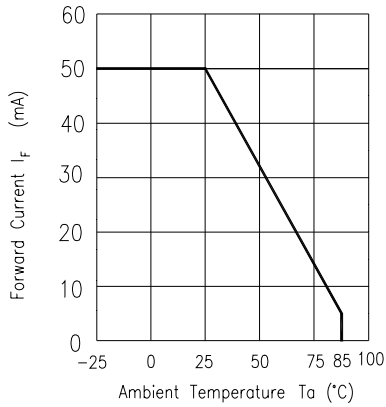


Fig. 2 Spectral Distribution

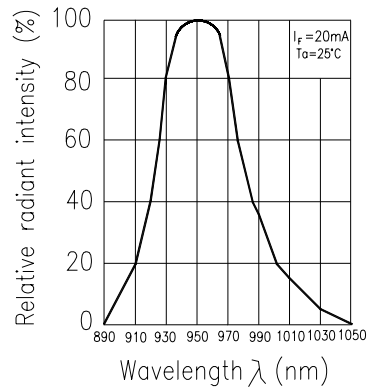


Fig. 3 Peak Emission Wavelength vs. Ambient Temperature

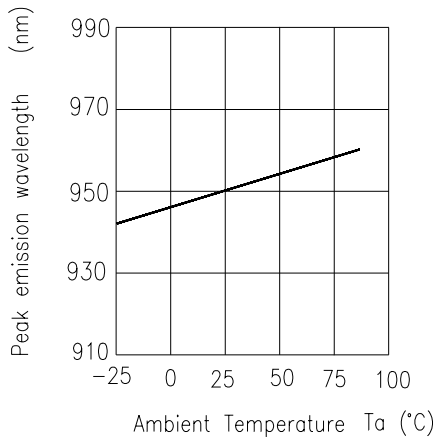


Fig. 4 Forward Current vs. Forward Voltage

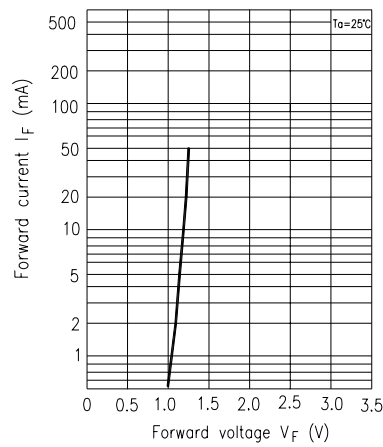


Fig. 5 Forward Voltage vs. Ambient Temperature

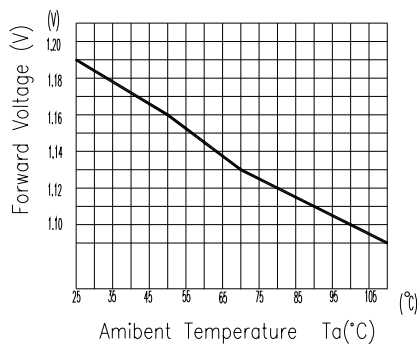
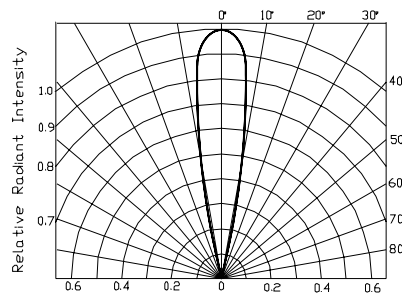


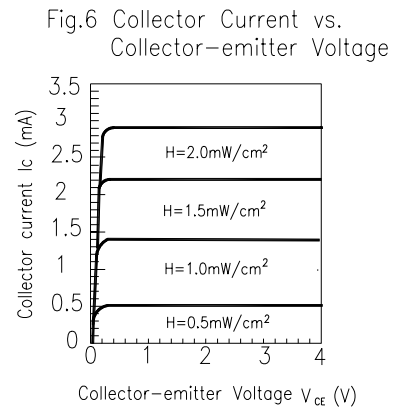
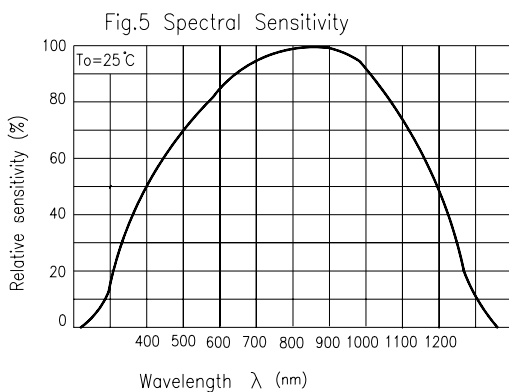
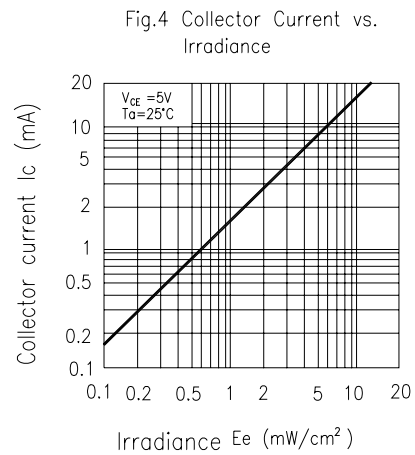
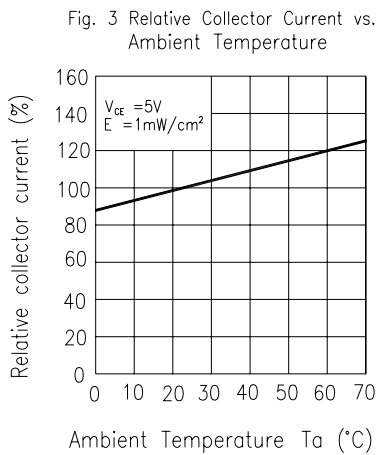
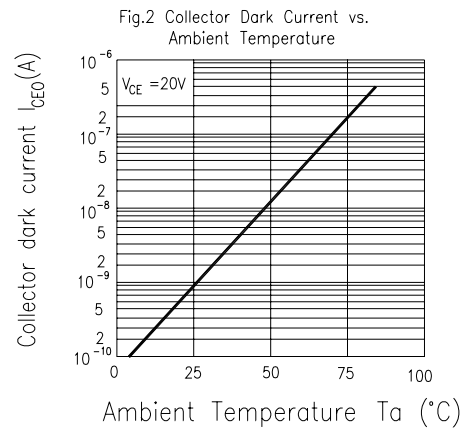
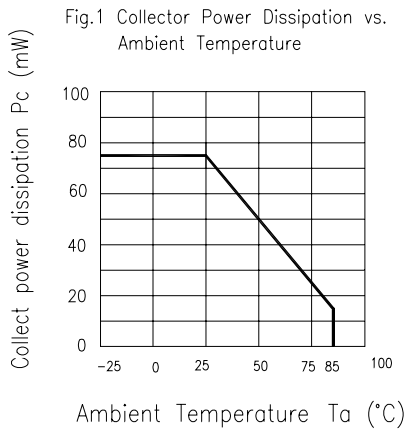
Fig. 6 Relative Radiant Intensity vs. Angular Displacement



Technical Data Sheet
OPTO INTERRUPTER ITR

ITR20508

Typical Electrical/Optical/Characteristics Curves for PT





Technical Data Sheet

OPTO INTERRUPTER ITR

ITR20508**Reliability Test Item And Condition**

The reliability of products shall be satisfied with items listed below.

Confidence level : 90%

LTPD : 10%

NO.	Item	Test Conditions	Test Hours/ Cycles	Sample Sizes	Failure Judgment Criteria	Ac/Re
1	Solder Resistance	$T_a = 260 \pm 3^\circ\text{C}$	10 ± 1 sec	22pcs		0/1
2	Temperature Cycle	H : $+100^\circ\text{C}$ 15mins \updownarrow 5mins L : -40°C 15mins	50Cycles	22pcs	$I_R \geq U \times 2$ $E_e \leq L \times 0.8$ $V_F \geq U \times 1.2$	0/1
3	Thermal Shock	H : $+100^\circ\text{C}$ 5mins \updownarrow 10secs L : -10°C 5mins	50Cycles	22pcs	U : Upper Specification	0/1
4	High Temperature Storage	TEMP. : $+100^\circ\text{C}$	1000hrs	22pcs	Limit L : Lower	0/1
5	Low Temperature Storage	TEMP. : -40°C	1000hrs	22pcs	Specification Limit	0/1
6	DC Operating Life	$V_{CE} = 5\text{V}$	1000hrs	22pcs		0/1
7	High Temperature/ High Humidity	$85^\circ\text{C} / 85\% \text{ R.H}$	1000hrs	22pcs		0/1




Technical Data Sheet OPTO INTERRUPTER ITR

ITR20508

Packing Quantity Specification

200 pcs/1bag , 6 bags/1box , 10 boxes/1carton

Label Form Specification



CPN: Customer's Production Number
P/N : Production Number
QTY: Packing Quantity
CAT: Ranks
HUE: Peak Wavelength
REF: Reference
LOT No: Lot Number
MADE IN TAIWAN: Production Place

Notes

1. Above specification may be changed without notice. EVERLIGHT will reserve authority on material change for above specification.
2. When using this product, please observe the absolute maximum ratings and the instructions for using outlined in these specification sheets. EVERLIGHT assumes no responsibility for any damage resulting from use of the product which does not comply with the absolute maximum ratings and the instructions included in these specification sheets.
3. These specification sheets include materials protected under copyright of EVERLIGHT corporation. Please don't reproduce or cause anyone to reproduce them without EVERLIGHT's consent.

EVERLIGHT ELECTRONICS CO., LTD.	<i>Tel: 886-2-2267-2000, 2267-9936</i>
<i>Office: No 25, Lane 76, Sec 3, Chung Yang Rd,</i>	<i>Fax: 886-2267-6244, 2267-6189, 2267-6306</i>
<i>Tucheng, Taipei 236, Taiwan, R.O.C</i>	<i>http://www.everlight.com</i>