

# LUMEX digi-lites

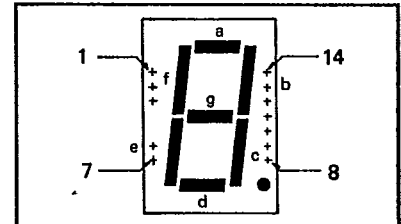
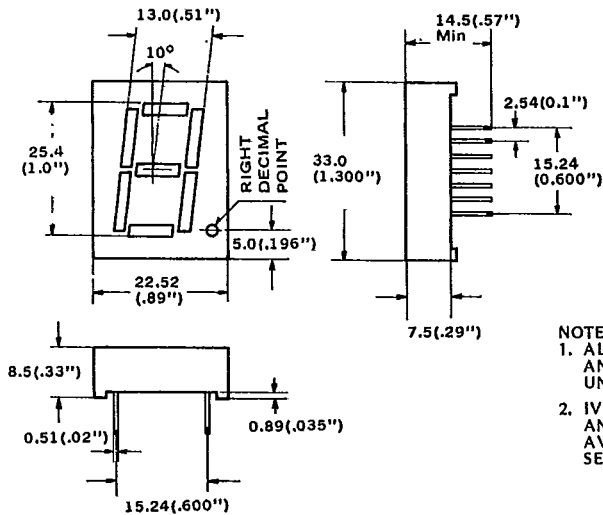
INC.

## NUMERIC DISPLAYS SINGLE DIGIT SERIES

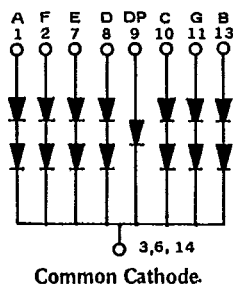
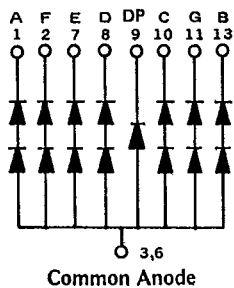
1"  
LDS-A0X

Line Item	Lumex Part Number		Colors		Ta=25°C Absolute Maximum Ratings					Ta=25°C Electrical-Optical Characteristics					
	Com. Anode	Com. Cathode	Emitted		VR	IF	IFP	PD	TOPR	IF	VF typ.	VF max.	IV typ.	IR max.	IP
			Font	Segment	V	mA	mA	mw	°C	mA	V	V	μCd	μA	nm
1	LDS-AA01RI	LDS-CA01RI	Red		5	25	55	750	-25 ~ +80°	20	3.4	4.0	650	100	655
			Gray	White											
2	LDS-AA02RI	LDS-CA02RI	Green		5	20	50	780	-25 ~ +80°	10	4.2	5.2	3000	100	568
			Gray	White											
3	LDS-AA03RI	LDS-CA03RI	Yellow		5	20	50	780	-25 ~ +80°	10	4.2	5.2	2400	100	585
			Gray	White											
4	LDS-AA04RI	LDS-CA04RI	Orange/Red		5	20	50	780	-25 ~ +80°	10	4.2	5.2	2500	100	635
			Gray	White											
5	LDS-AA05RI	LDS-CA05RI	Hi-Red		5	20	50	780	-25 ~ +80°	10	4.2	5.2	900	100	700
			Gray	White											
6	LDS-AA06RI	LDS-CA06RI	Super-Red		5	25	55	785	-25 ~ +80°	20	3.4	4.0	4000	100	660
			Gray	White											

### PACKAGE DIMENSIONS & PIN FUNCTIONS



NOTE:  
 1. ALL DIMENSIONS ARE IN MILLIMETERS AND INCHES TOLERANCE IS 0.25(0.01'') UNLESS OTHERWISE IS SPECIFIED.  
 2. IV TESTED CONDITION IF=10mA AND THE LISTED IV IS THE AVERAGE INTENSITY FOR EVERY SEGMENT LISTED.



NOTE: 4, 5, 12 (NP)