






-  Single and Dual SMT package
-  Design to interface with the TDK 78P2253 transceiver
-  Extended temperature range of -40°C to +85°C
-  Isolation voltage: 1500Vrms

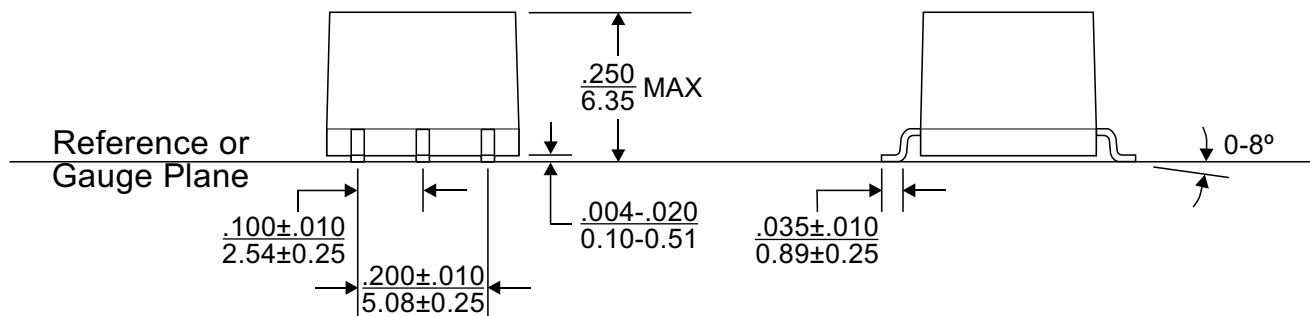
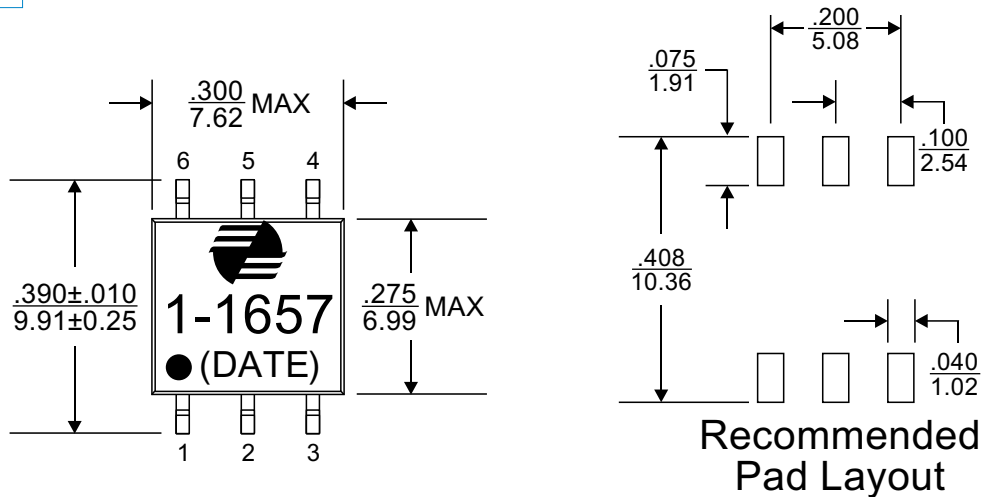


ELECTRICAL SPECIFICATION @25°C

Part Number	Turns Ratio (Pri: Sec ±3%)	Return Loss (dB Typ)		OCL Primary (uH Min)	DCR (Max)	Primary Pins	Package
		1-320 MHz	5-100 MHz				
821-01657	1CT:1CT	15	20	36	0.30	1-3	SMD06
821-M1658	1CT:1CT & 1CT:1CT	15	20	36	0.30	1-3 & 6-8	SO016A

MECHANICAL DIMENSIONS

Package: SMD06



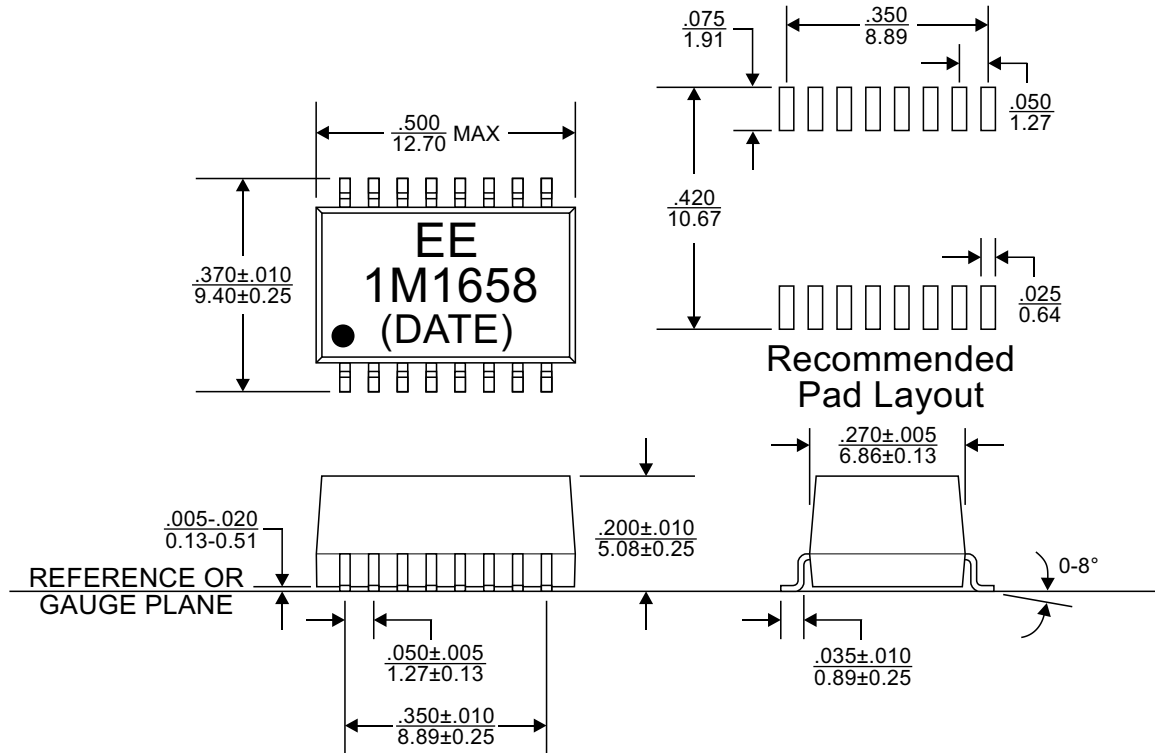
Notes: All dimensions are specified in $\frac{\text{inches}}{\text{mm}}$ with higher precedence in inches.
Unless otherwise specified, all tolerances are $\pm \frac{.010}{0.25}$.

Weight (in gram)	: 0.60 typ.
Tape & Reel	: 750 / reel



MECHANICAL DIMENSIONS

Package: SO016A

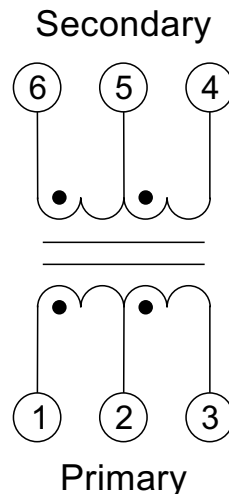


Notes: All dimensions are specified in $\frac{\text{inches}}{\text{mm}}$ with higher precedence in inches.
Unless otherwise specified, all tolerances are $\pm \frac{.010}{.25}$.

Weight (in gram)	: 1.0 typ.
Tape & Reel	: 600 / reel

SCHEMATICS

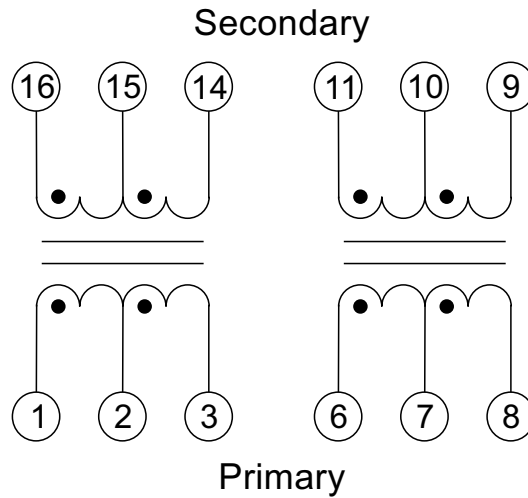
821-01657





SCHEMATICS

821-M1658



FOR MORE INFORMATION, PLEASE CONTACT

HEADQUARTER
UNIT B10, 3/F., Merit Industrial Centre,
94 Tokwawan Road, Kowloon,
Hong Kong
Tel: (852) 2954 3333
Fax: (852) 2954 3304
Email: eempl@eleceltek.com
Website: <http://www.eleceltek.com>

Information herein is for reference only and subject to change without notice. It does not constitute any representation, warranty or commitment of the company in respect of the products in any aspect. All logos, brands and product names mentioned herein are trademarks or registered trademarks of their respective owners. The company does not assume any liability arising out of the application or use of any product or circuit described herein. Copyrights 2004, E & E Magnetic Products Limited.