


Description:

The T85H TCXO is an analog compensated High Precision TCXO with excellent phase noise performance offering Frequency vs. Temperature stability starting at ± 50 parts per billion. The miniature 5 x 7 mm ceramic SMD package is hermetically sealed for optimum reliability.



Features:

- Available in frequencies from 5 to 52 MHz with 10 MHz, 12.8 MHz, 16.384MHz, 19.2MHz, 19.44MHz, 20MHz, 26MHz, 40MHz, and 50MHz all being standard.
- +/-5 ppm frequency pull range available
- CMOS and Clipped Sine Wave options can be specified
- RoHS-6 / Lead-free compliant

Frequency Range, Operating Temperature, and Frequency Stability:

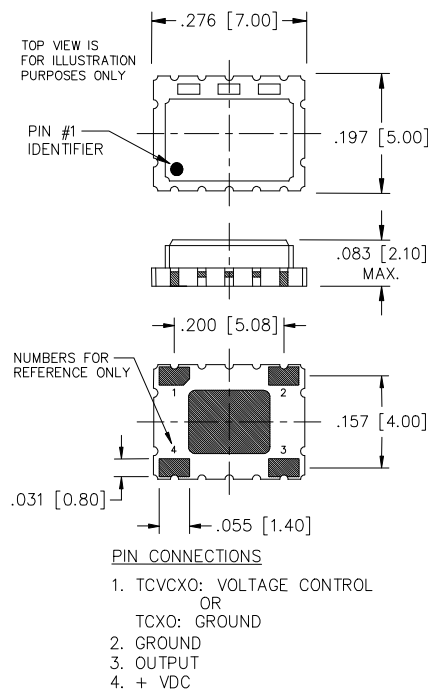
Frequency Range	Operating Temperature	Temp Range Code	Frequency Stability	Available for Temp Ranges	Frequency Stability Code
5 to 50 MHz	0°C to +55°C	A	+/- 0.05 ppm	A, B	A
	-10°C to +60°C	B	+/- 0.10 ppm	A, B, C	B
	-10°C to +70°C	C	+/- 0.14 ppm	A, B, C	C
	-40°C to +85°C	D	+/- 0.28 ppm	A,B,C, D	D
			+/- 0.37 ppm	A,B,C, D	E
			+/- 0.50 ppm	A,B,C, D	F

- Frequency Tolerance ± 2 ppm @ 25°C (1) hour after reflow
- Frequency vs. Supply Voltage ($\pm 5\%$ Change) ± 0.2 ppm max
- Frequency vs. Load Change ($\pm 10\%$ Change) ± 0.2 ppm max

Aging: (typical at 10MHz after 30 days continuous operation)

Frequency	Timeframe	Aging
10 MHz	20 Years	+/- 2.5 ppm

Phase Noise: Frequency	dBc Offset	@12.80MHz	
		Phase Noise (Typ.)	
10.0 MHz	1 Hz	- 65 dBc/Hz	
	10 Hz	- 95 dBc/Hz	
	100 Hz	-125 dBc/Hz	
	1 KHz	-145 dBc/Hz	
	10 KHz	-150 dBc/Hz	
	100 KHz	-150 dBc/Hz	



Supply Voltage (Vs):

Power Supply (Vs)	+3.3 Vdc +/-10%	+5.0 Vdc +/-10%
Product Code	C	D

Current Consumption:

	CMOS	Clipped Sine Wave
Supply Current	6 mA	3.5 mA

Environmental:

Storage Temperature	-55 to +125° C
---------------------	----------------

Output Waveform:

	CMOS	Clipped Sine Wave	
HCMOS Output Levels (15pf load)	"0" < 0.1(Vs); "1" > 0.9(Vs)	Output Level	0.8 V p-p min.
Rise / Fall Time	<10ns (10% to 90%)		
Duty Cycle	45 to 55% @ 50% Logic 1		
Product Code	A	B	

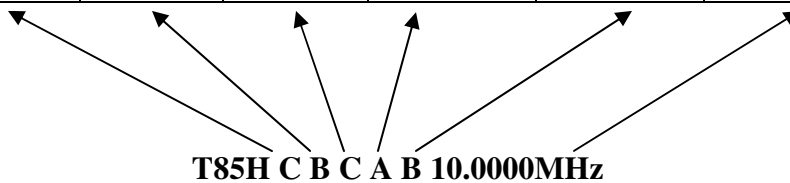
Pulling Range:

Tuning Range	None (TCXO)	+/- 5 ppm
Product Code	A	B

*Note: Only +/- 5 ppm minimum pull is available as a TCVCXO

Ordering Options:

Operating Temperature	Frequency Stability	Supply Voltage	Output Waveform	Pulling Range	Operating Frequency (MHz)
A	A	C	A	A	xxMxxxx
B	B	D	B	B	
C	C				
D	D				
	E				
	F				



Product Selection Code (refer to the above example):

This part is RoHs compliant; -10 to +70° C, +/- 0.1 ppm, 3.3 volt CMOS output with +/- 5 ppm pull, 10MHz operating frequency