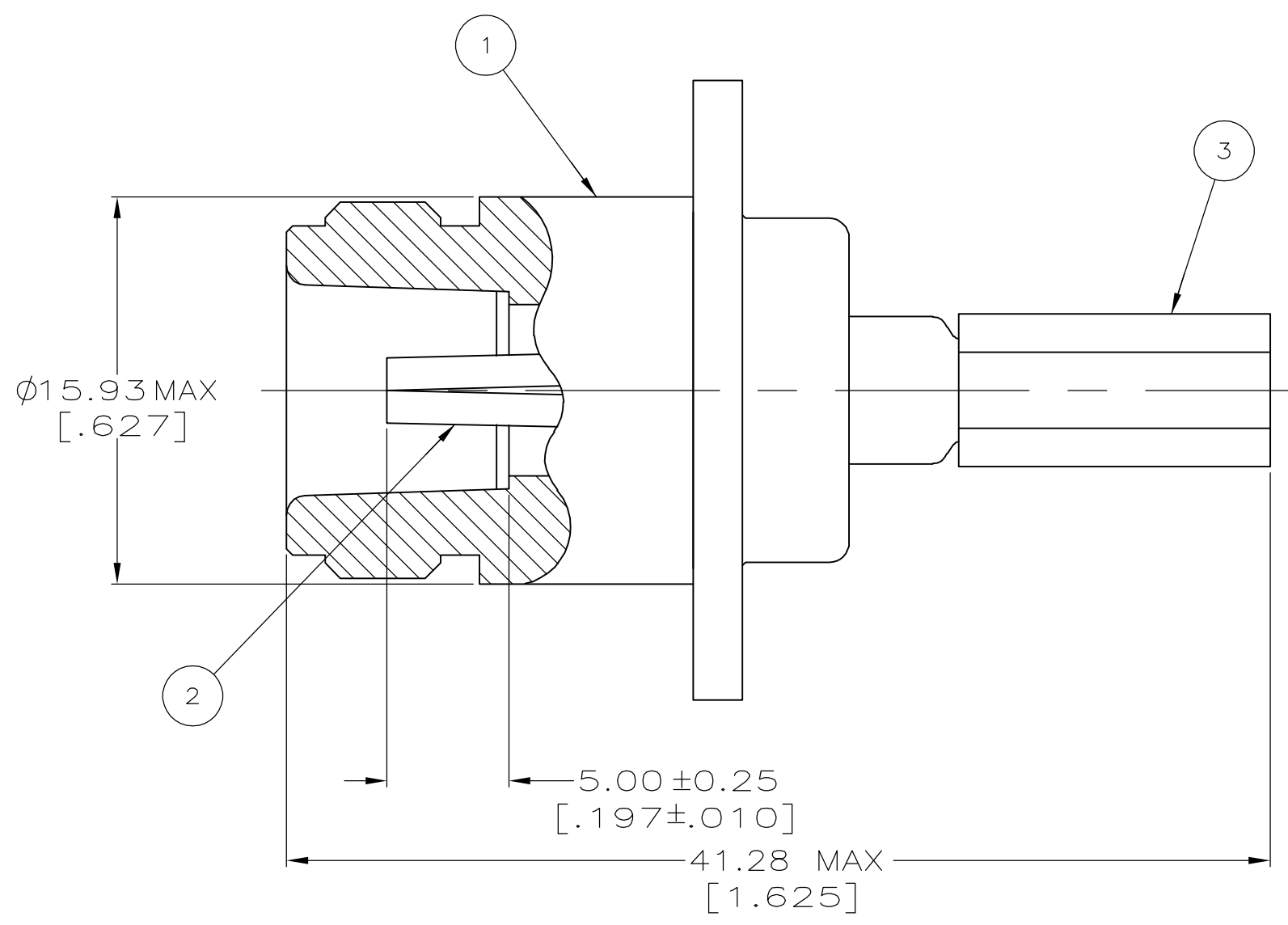
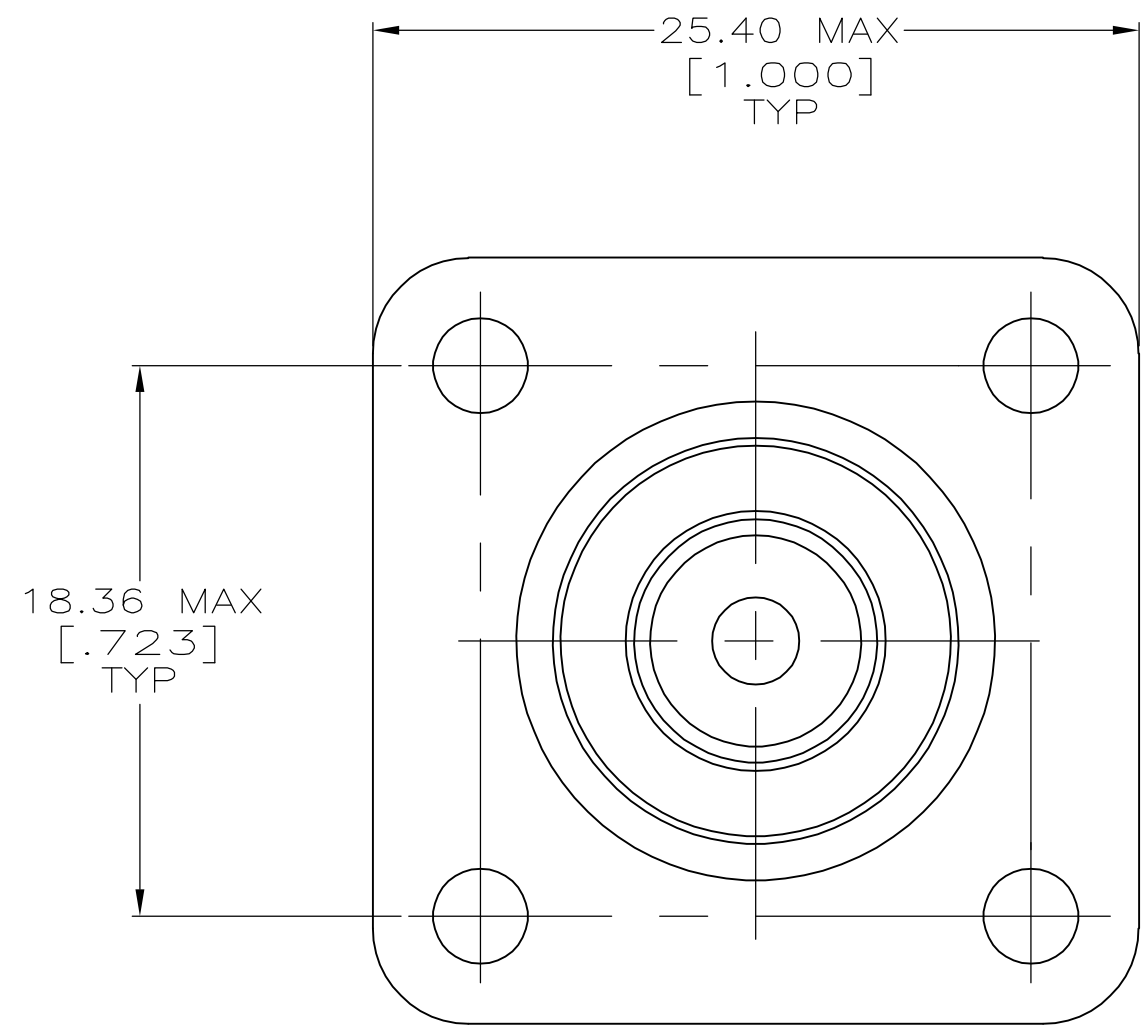
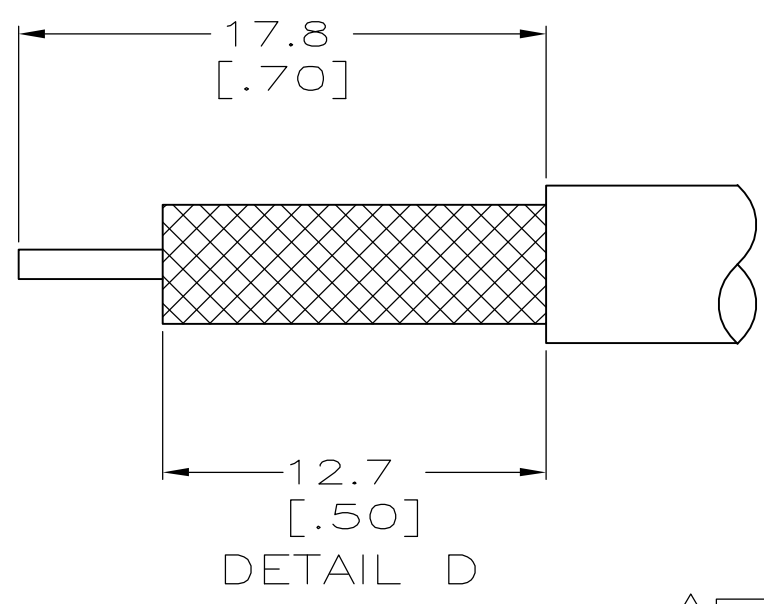
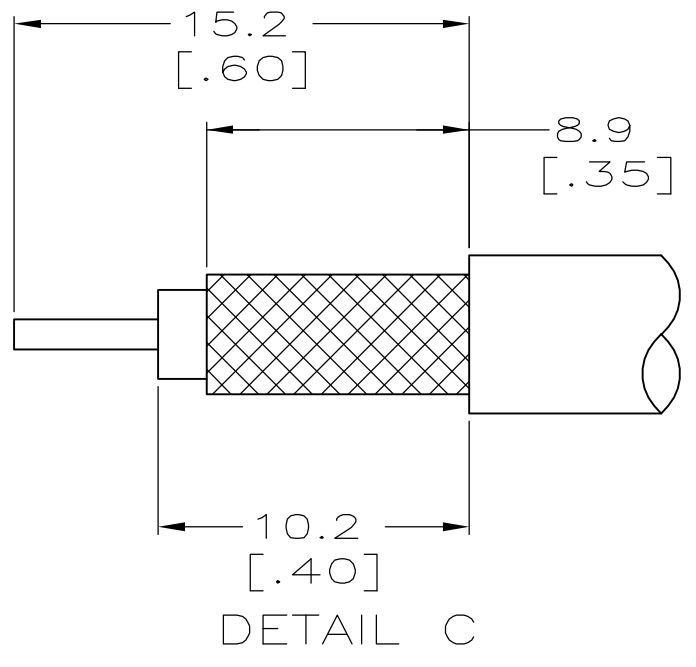


THIS DRAWING IS UNPUBLISHED. RELEASED FOR PUBLICATION
 © COPYRIGHT BY TYCO ELECTRONICS CORPORATION. ALL RIGHTS RESERVED.

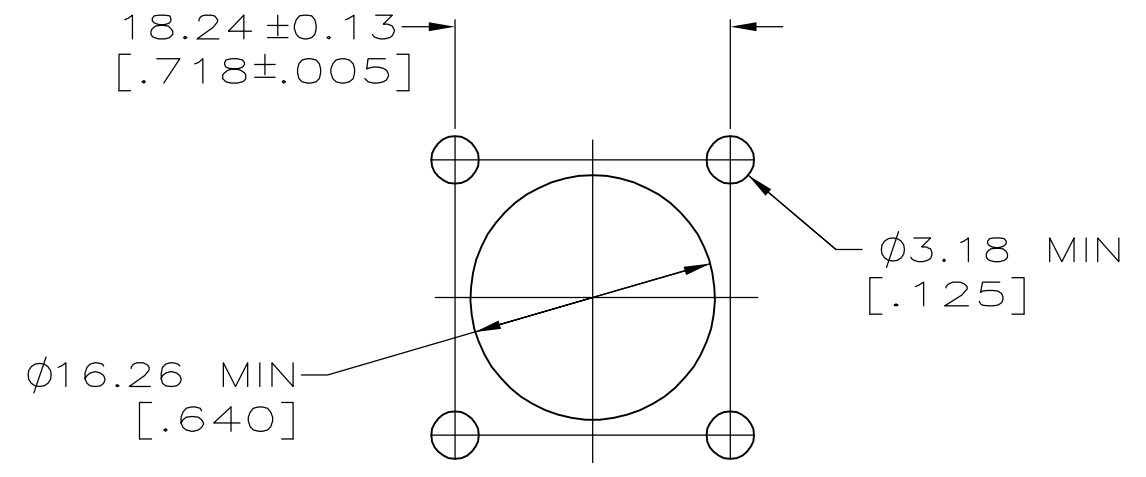
LOC	DIST	REVISIONS			
P	LTR	DESCRIPTION	DATE	DWN	APVD
AJ	16	C	REVISED PER EC OS14-0393-04	17AUG05	BM GM



- 1. FOR USE WITH AMP PRO-CRIMPER II HAND TOOL, PART # 354940-1, OR WITH THE 626 SERIES PNEUMATIC TOOL WITH ADAPTER #679304-1
- ② REQUIRES PRO-CRIMPER II DIE SET PART # 58436-1. FOR CONTACT AND BRAID TERMINATION.
- ③ REQUIRES PRO-CRIMPER II DIE SET PART # 58485-1. FOR CONTACT AND BRAID TERMINATION.



RECOMMENDED STRIP LENGTHS



RECOMMENDED PANEL CUTOUT
SCALE 2:1

③ OBSOLETE	③	CABLE	HEX CRIMP HEIGHTS IN INCHES	STRIP LENGTH	③ FERRULE QTY=1	② CONTACT QTY=1	① JACK ASSY QTY=1	PART NUMBER
		BELDEN 9880		DETAIL D	2-221132-3	415247-4	415254-1	415252-5
		RG-9/U & 214/U		DETAIL D	2-221132-9	415247-4	415254-1	415252-4
③ OBSOLETE		RG-8/U & 213/U		DETAIL D	2-221132-3	415247-4	415254-1	415252-3
② OBSOLETE		RG-142/U, 142A/U & 142B/U		DETAIL C	2-221132-6	415246-4	415253-1	415252-2
		RG-58A/U & 58C/U		DETAIL C	221132-3	415246-4	415253-1	415252-1

THIS DRAWING IS A CONTROLLED DOCUMENT.

DIMENSIONS: mm [INCHES]	TOLERANCES UNLESS OTHERWISE SPECIFIED:	DWN B. MOYER 9-28-95	Tyco Electronics Corporation Harrisburg, Pa 17105-3608
	0 PLC ± -	CHK R. HENRY 9-28-95	
	1 PLC ± 0.4 [.02]	APVD R. HENRY 9-28-95	
	2 PLC ± -	PRODUCT SPEC	
MATERIAL	FINISH	APPLICATION SPEC	NAME PANEL JACK, SERIES N
		WEIGHT	SIZE A2 CAGE CODE 00779 DRAWING NO C=415252 RESTRICTED TO
		CUSTOMER DRAWING	SCALE 4:1 SHEET 1 OF 1 REV C