SAWTEK INCORPORATED

Data Sheet

98 MHz Bandpass Filter

Part Number 851488

Typical Performance

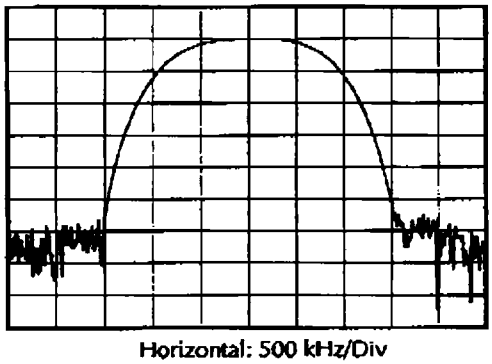

Horizontal: 500 kHz/Div
Vertical: 10 dB/Div

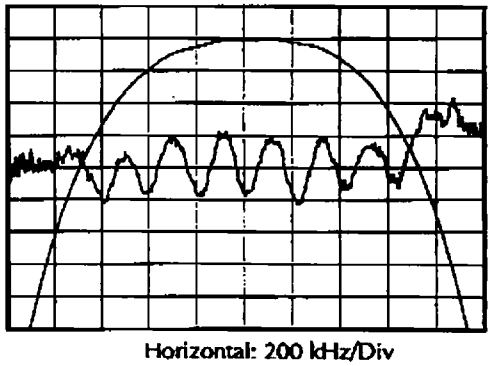

Horizontal: 200 kHz/Div
Vertical: 1 dB/Div
Vertical: 15 nsec/Div

Specifications

Parameter	Unit	Minimum	Typical	Maximum
Center Frequency	MHz	NS	98	NS
Insertion Loss	dB	-	20.8	21.5
1 dB Bandwidth	kHz	850	922	-
3 dB Bandwidth	kHz	1.2	1.31	1.4
40 dB Bandwidth	kHz	-	2.8	2.9
Passband Ripple	kHz	-	0.1	0.24
Phase Linearity	kHz	-	0.52	1
Group Delay 9Nominal)	nsec	NS	2.4	NS
Group Delay Variation	dB	-	37	60
Package Type	-	-	I	-
Ambient Temperature	-	-	25	-

Package Outline

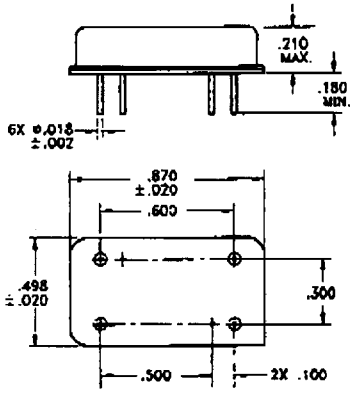

Matching Configuration

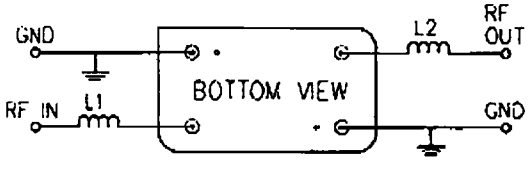

L1 = 125 nH, I@ = 115 nH
Air Wound Inductor components used
Nominal Values measured at 98 MHz
Package Style = I

10/10/96

Sawtek Inc Telephone: (407) 886-8860 Fax: (407) 886-7061

SAWTS00184