



HL01U SERIES
1 WATT
UNREGULATED

POWER CONVERTIBLES™

DC/DC CONVERTERS

24 PIN DUAL-IN-LINE-PACKAGE AND SMD

FEATURES

- LOW COST
- INTERNAL FILTERING
- SURFACE MOUNT CONSTRUCTION
- TEMPERATURE RANGE:
 -25°C TO +70°C
- HIGH EFFICIENCY
- NON-CONDUCTIVE CASE
- SURFACE MOUNT PACKAGE (SMD)

DESCRIPTION

The HL01U Series offers an extensive selection of input and output voltages to choose from. These miniature, unregulated DC/DC converters come in 24-pin DIP and SMD packages. This small size is possible through the use of surface mount manufacturing technologies.

The HL01U Series utilizes a 125KHz push-pull oscillator in the input stage with internal filtering to reduce the output noise.

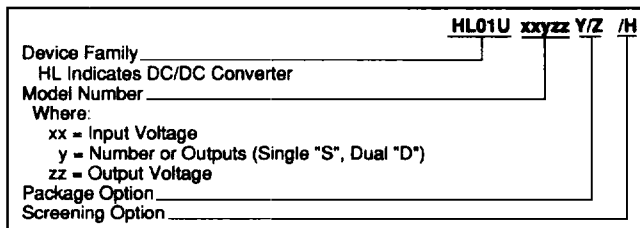
The use of surface mount construction and automated manufacturing processes increase consistency and reliability while reducing overall cost.

ABSOLUTE MAXIMUM RATINGS

Internal Power Dissipation.....	30 Sec
Short Circuit Duration.....	Momentary
Lead Temperature (soldering, 10 seconds max).....	+300°C *

* Note: Refer to Reflow Profile for SMD Models.

ORDERING INFORMATION



Mailing Address: P.O. Box 11400 - Tucson, Arizona 85734 - Tel: (602) 746-1111 - Fax: (602) 628-1602 - Immediate Product Info: (800) 548-6132

BURR500

ELECTRICAL SPECIFICATIONS

Specifications typical at $T_A = +25^{\circ}\text{C}$, nominal input voltage, rated output current unless otherwise specified.

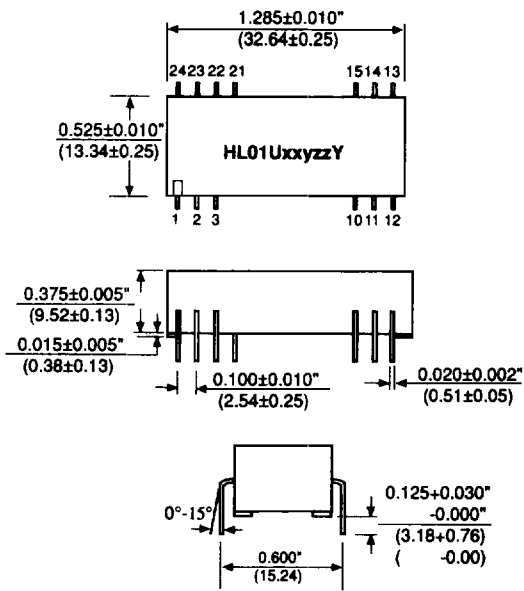
MODEL	NOMINAL INPUT VOLTAGE (VDC)	RATED OUTPUT VOLTAGE (VDC)	RATED OUTPUT CURRENT (mA)	INPUT CURRENT		EFFICIENCY (%)
				NO LOAD (mA)	RATED LOAD (mA)	
HL01U05S05	5	5	200	30	300	70
HL01U05S12	5	12	83	30	260	74
HL01U05S15	5	15	67	30	260	74
HL01U12S05	12	5	200	25	120	67
HL01U12S12	12	12	83	25	120	70
HL01U12S15	12	15	67	25	120	70
HL01U15S05	15	5	200	20	100	67
HL01U15S12	15	12	83	20	100	70
HL01U15S15	15	15	67	20	100	70
HL01U24S05	24	5	200	15	65	67
HL01U24S12	24	12	83	15	65	70
HL01U24S15	24	15	67	15	65	70
HL01U05D05	5	± 5	± 100	30	300	70
HL01U05D12	5	± 12	± 41	30	260	74
HL01U05D15	5	± 15	± 33	30	260	74
HL01U12D05	12	± 5	± 100	25	120	67
HL01U12D12	12	± 12	± 41	25	120	70
HL01U12D15	12	± 15	± 33	25	120	70
HL01U15D05	15	± 5	± 100	20	100	67
HL01U15D12	15	± 12	± 41	20	100	70
HL01U15D15	15	± 15	± 33	20	100	70
HL01U24D05	24	± 5	± 100	15	65	67
HL01U24D12	24	± 12	± 41	15	65	70
HL01U24D15	24	± 15	± 33	15	65	70

COMMON SPECIFICATIONS

Specifications typical at $T_A = +25^{\circ}\text{C}$, nominal input voltage, rated output current unless otherwise specified.

PARAMETER	CONDITIONS	MIN	TYP	MAX	UNITS
INPUT					
Voltage Range		4.5	5	5.5	VDC
		10.8	12	13.2	
		13.5	15	16.5	
		22.6	24	26.4	
Reflected Ripple Current			30	100	VDC mAp-p
ISOLATION					
Rated Voltage		500			VDC
Test Voltage	60 Hz, 10 Seconds	500			Vpk
Resistance			1		G Ω
Capacitance			25		pF
Leakage Current	$V_{iso} = 240\text{VAC}, 60\text{Hz}$		2		μArms
OUTPUT					
Rated Power			1		W
Voltage Setpoint Accuracy			± 3	± 5	%
Temperature Coefficient			± 0.02		%/ $^{\circ}\text{C}$
Ripple & Noise	BW = DC to 10MHz BW = 10Hz to 2MHz		50	100	mVp-p mVrms
Line Regulation	High Line to Low Line		1	± 1.5	%/%
Load Regulation					
5 Vout Models	25% Rated Load to Rated Load		± 5	± 10	%
All Others	10% Rated Load to Rated Load		± 3	± 10	%
GENERAL					
Switching Frequency			125		kHz
Package Weight			12		g
MTTF per MIL-HDBK-217, Rev. F	Circuit Stress Method				
Ground Benign	$T_A = +25^{\circ}\text{C}$ $T_A = +70^{\circ}\text{C}$		1100		kHr
			550		kHr
TEMPERATURE					
Specification		-25		+70	$^{\circ}\text{C}$
Operation		-40		+85	$^{\circ}\text{C}$
Storage		-40		+110	$^{\circ}\text{C}$

MECHANICAL Package/Pinout "Y" and "Z"



DIP PACKAGE

NU = Do Not Use.

NC = No Internal Connection.

Duplicate pin functions are internally connected.

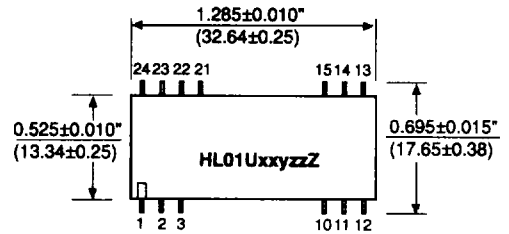
All dimensions are in inches (millimeters).

GRID: 0.100 inches (2.54 millimeters)

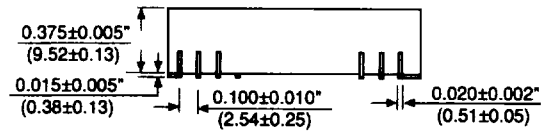
Typically Marked with: specific model ordered, date code, job code and Logo.

MATERIAL: Units are encapsulated with a low thermal resistance molding compound which has excellent chemical resistance, wide operating temperature range, and good electrical properties even in high humidity environments. The encapsulant and outer shell of the unit have UL94V-0 ratings. Lead material is phosphor bronze with a solder plated surface to allow ease of solderability.

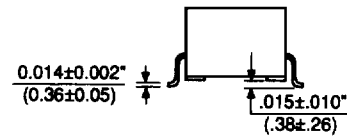
TOP VIEWS



SIDE VIEWS



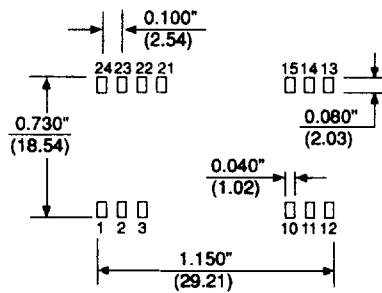
END VIEWS



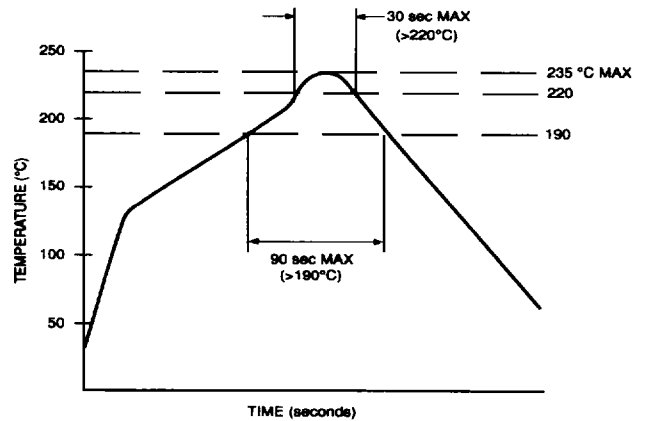
SMD PACKAGE

PIN CONNECTIONS		
PIN#	SINGLES	DUALS
1	+VIN	+VIN
2	NU	-VOUT
3	NU	Common
10	-VOUT	Common
11	+VOUT	+VOUT
12	-VIN	-VIN
13	-VIN	-VIN
14	+VOUT	+VOUT
15	-VOUT	Common
21	NC	NC
22	NU	Common
23	NU	-VOUT
24	+VIN	+VIN

RECOMMENDED LAND PATTERN

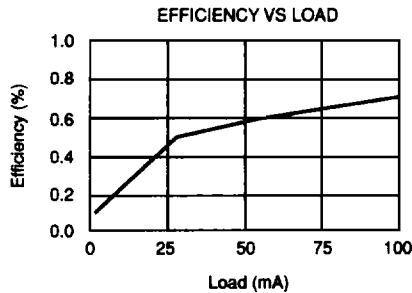
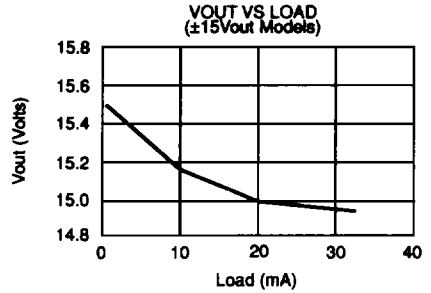
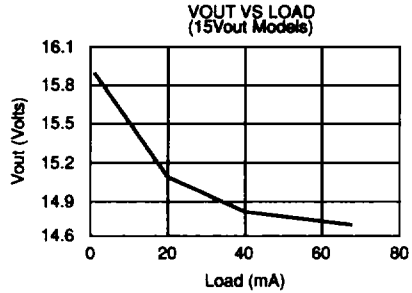
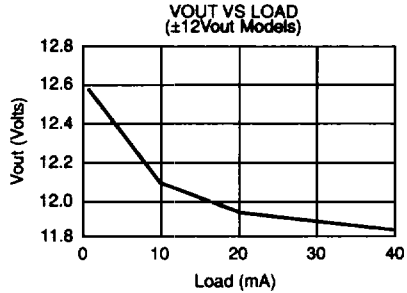
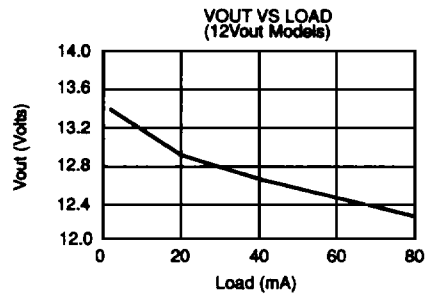
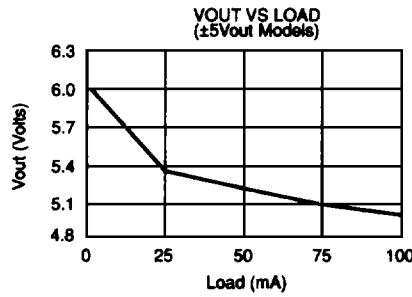
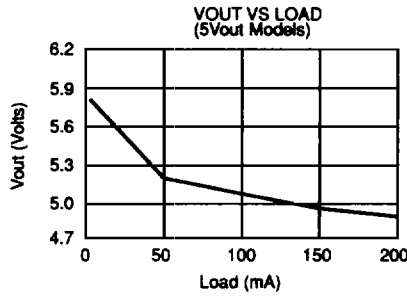


RECOMMENDED REFLOW PROFILE

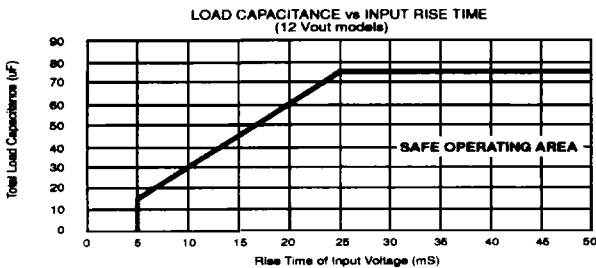
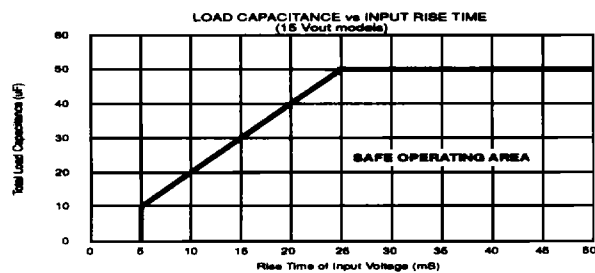
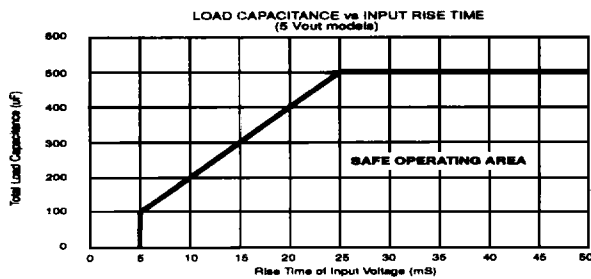


TYPICAL PERFORMANCE CURVES

Specifications typical at $T_A = +25^\circ\text{C}$, nominal input voltage, rated output current unless otherwise specified.



SAFE OPERATING AREA



NOTES:

- 1.) When operated within the SAFE OPERATING AREA as defined by the above curves, the output voltage of HL01U devices is guaranteed to be within 95% of its steady-state value within 100 milliseconds after the input voltage has reached 95% of its steady-state value.
- 2.) For dual output models, total load capacitance is the sum of the capacitances on the plus and minus outputs.

The information provided herein is believed to be reliable; however, BURR-BROWN assumes no responsibility for inaccuracies or omissions. BURR-BROWN assumes no responsibility for the use of this information, and all use of such information shall be entirely at the user's own risk. Prices and specifications are subject to change without notice. No patent rights or licenses to any of the circuits described herein are implied or granted to any third party. BURR-BROWN does not authorize or warrant any BURR-BROWN product for use in life support devices/systems or in aircraft control applications. Power Convertibles, Iso-ThermoFlex and T.E.A.M. Q are trademarks of Power Convertibles Corporation, an affiliate of BURR-BROWN.