


Technical Data Sheet
0.5" Dual Digit Displays**ELD-516GWA/P47****■ Features :**

- Industrial standard size.
- Low power consumption.
- Categorized for luminous intensity.
- Pb free

■ Descriptions :

- The ELD-516 series is a large 12.7 mm (0.5")high seven segment display designed for viewing distances up to 7 meters.
- These displays provide excellent reliability in bright ambient light.
- These devices are made with white segments and gray surface.

**■ Applications :**

- Audio equipment
- Instrument panels
- Digital read out display

PART NO.	Chip	
	Material	Emitted Color
ELD-516GWA/P47	GaP	Green

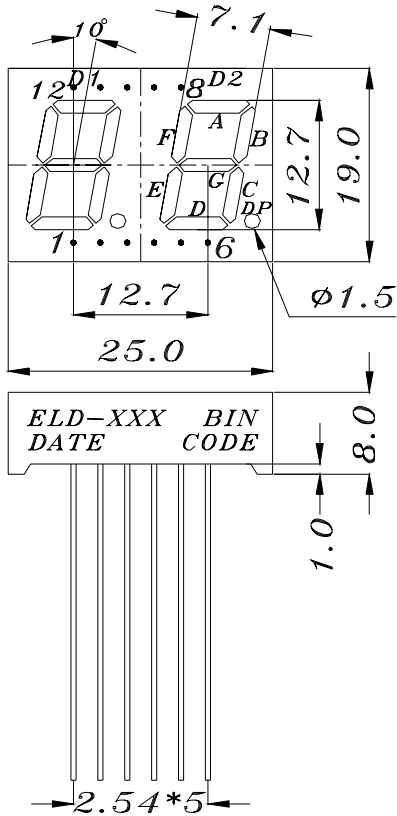
BG0406086 50006527



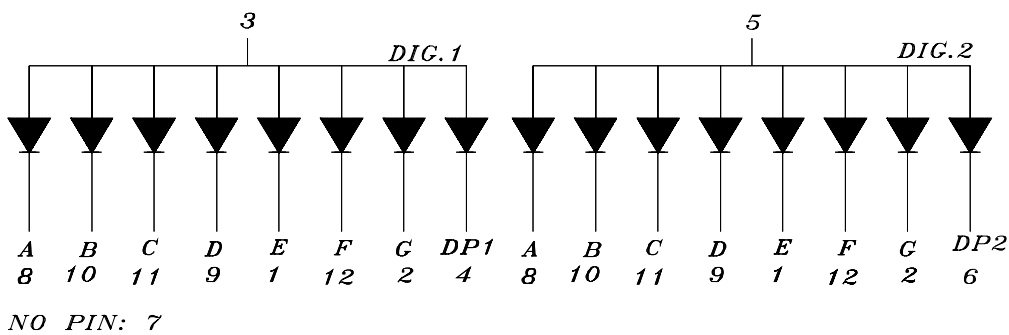
Technical Data Sheet
0.5" Dual Digit Displays

ELD-516GWA/P47

Package Dimensions



- COMMON ANODE*
- 1 CATHODE E
 - 2 CATHODE G
 - 3 COMMON ANODE DIG.1
 - 4 CATHODE DP1
 - 5 COMMON ANODE DIG.2
 - 6 CATHODE DP2
 - 7 NO PIN
 - 8 CATHODE A
 - 9 CATHODE D
 - 10 CATHODE B
 - 11 CATHODE C
 - 12 CATHODE F



- Notes:**
1. All dimensions are in millimeters, tolerance is 0.25mm unless otherwise noted.
 2. Above specification may be changed without notice.
- Supplier will reserve authority on material change for above specification.

**Technical Data Sheet
0.5" Dual Digit Displays****ELD-516GWA/P47****■ Absolute maximum ratings at Ta = 25°C :**

Parameter	Symbol	Rating	Unit
Reverse Voltage	V _R	5	V
Forward Current	I _F	30	mA
Operating Temperature	T _{opr}	-40 to +85	°C
Storage Temperature	T _{stg}	-40 to +100	°C
Soldering Temperature	T _{sol}	260 ± 5	°C
Power Dissipation	P _d	100	mW
Peak Forward Current(Duty 1/10 @ 1KHz)	I _{F(Peak)}	160	mA

■ Electronic optical characteristics :

Parameter		Symbol	Min.	Typ.	Max.	Unit	Condition
Luminous Intensity	Per segment	I _v	1.4	2.3	----	mcd	I _F =10mA
	Per decimal point		0.3	0.6	----		
Peak Wavelength		λ _p	----	565	----	nm	I _F =20mA
Dominant Wavelength		λ _d	----	570	----	nm	I _F =20mA
Spectrum Radiation	Bandwidth	Δλ	----	30	----	nm	I _F =20mA
Forward Voltage		V _F	1.7	2.1	2.4	V	I _F =20mA
Reverse Current		I _R	----	----	10	μA	V _R =5V

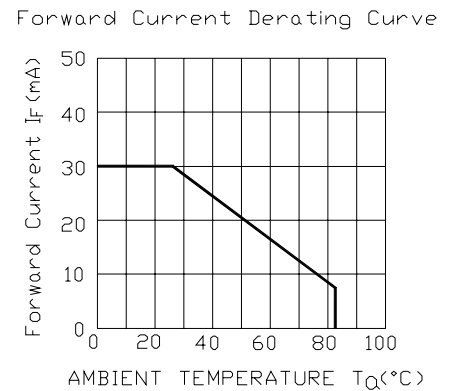
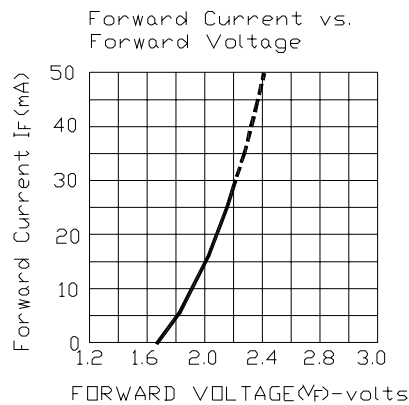
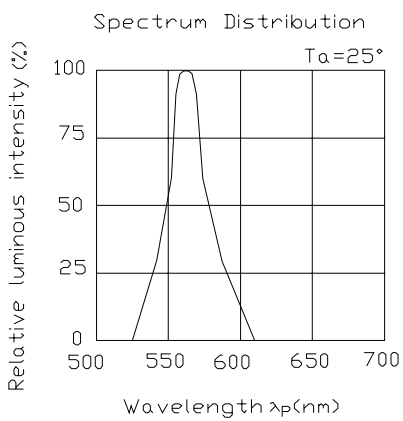


Technical Data Sheet
0.5" Dual Digit Displays

ELD-516GWA/P47

■ Typical Electro-Optical Characteristic Curves:

GHIP Material:Gap
Emitted Color:Yellow Green



**Technical Data Sheet
0.5" Dual Digit Displays****ELD-516GWA/P47****■ Reliability test items and conditions:**

NO	Item	Test Conditions	Test Hours/Cycle	Sample Size	Ac/Re
1	Solder Heat	TEMP : 260°C ± 5 °C	5 SEC	76 PCS	0/1
2	Temperature Cycle	H : +85°C 30min ∫ 5 min L : -55°C 30min	50 CYCLE	76 PCS	0/1
3	Thermal Shock	H : +100°C 5min ∫ 10 sec L : -10°C 5min	50 CYCLE	76 PCS	0/1
4	High Temperature Storage	TEMP : 100°C	1000 HRS	76 PCS	0/1
5	Low Temperature Storage	TEMP : -55°C	1000 HRS	76 PCS	0/1
6	DC Operating Life	IF = 10 mA	1000 HRS	76 PCS	0/1
7	High Temperature / High Humidity	85°C/85% RH	1000 HRS	76 PCS	0/1