

# DIAMOND

## Fiber Optic Components

**FSMA Ø 2,5**  
**MULTIMODE**  
**CONNECTOR**  
**HFS-13/AG**

Insertion loss (IL)*	typ	0.6 dB
Return loss (RL)	typ	12 dB
Repeatability	IL:	± 0.2 dB over service life
Service life		min 1000 matings
Operating temperature		-40 to +85° C.
Storage temperature		-40 to +90° C.
Strain relief (cable)		200 N (signal interruption at 10 N)

\* Measurement conditions: per IEC 874-1, Method 7-EMD (CECC 86 000, Method 7), 50/125 µm graded index fiber, λ= 850 nm, T= 23° C

**APPLICATIONS** Telecommunications, LAN, MAN, WAN, Test & Measurement, Industry, Medical

**COMPATIBILITY** With SMA connectors with Ø 2.5 mm ferrules

**DESIGN/MATERIALS**

Fiber alignment: Via patented crimping process

Polish: Concave

Ferrule: Ø 2.5 mm tungsten carbide with copper-nickel alloy insert, spring loaded (10 N), anti-rotation keyed, with air pressure relief surface

Mating adapter: Tungsten carbide sleeve in Inox housing

External parts: Inox, 1/4"-36 UNS SMA threading

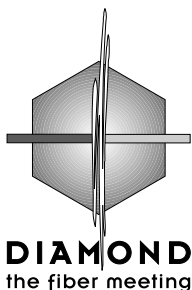
Cable retention: Coupled to ferrule on cable ODs ≤ 3.5 mm, signal interruption at 10 N

**AVAILABLE AS**

- Unterminated connector
- Terminated patch cable, patchcord or pigtail

See ordering information on reverse

**TERMINATION TOOLS AND EQUIPMENT** See section on tools and equipment



DIAMOND SA  
Via dei Patrizi 5  
CH-6616 LOSONE  
Tel. ++41-91/785 45 45  
Fax ++41-91/785 45 00  
e-mail: info@diamond-fo.com

*Specifications subject to change without notice*

002-037-205P006028

## CONNECTOR

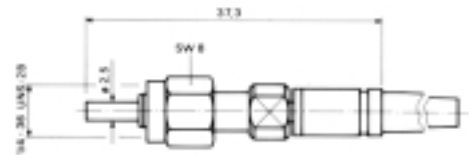
Type designation: **HFS-13/AG**  
 Ferrule materials: Tungsten carbide/copper-nickel alloy insert  
 External parts: Inox  
 Polish geometry: Concave

Dimensions Fiber/Cable	Order Number			
	Unterminated connector		Terminated assembly	
50/125/900	2 4 0 - 0 0 0 - 0 0 1 L 0 0 0	2 4 0 - x x x - 0 0 1 L x x x		
50/125/900/2100	2 4 0 - 0 0 0 - 0 0 2 L 0 0 0	2 4 0 - x x x - 0 0 2 L x x x		
50/125/900/2500	2 4 0 - 0 0 0 - 0 0 3 L 0 0 0	2 4 0 - x x x - 0 0 3 L x x x		
50/125/900/3000	2 4 0 - 0 0 0 - 0 0 4 L 0 0 0	2 4 0 - x x x - 0 0 4 L x x x		
50/125/900/3500	2 4 0 - 0 0 0 - 0 0 5 L 0 0 0	2 4 0 - x x x - 0 0 5 L x x x		

Connectors for other fiber and cable dimensions available upon request

1 2 3 4

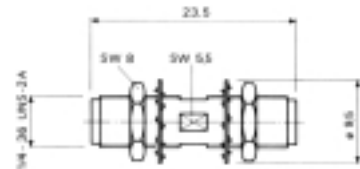
## FSMA



## MATING ADAPTER

Type designation: **MST-13/A**

Mating sleeve	Material		Order Number
	External parts		
Tungsten carbide	Inox		1 4 7 - 3 0 7 - 9 0 1 V 0 0 1



### ORDER NUMBER CODES

- <sup>1</sup> Connector code
  - <sup>2</sup> Connector code for termination on other end of assembly
    - For pigtails: insert 000
    - For patch assemblies: insert connector code for other connector
  - <sup>3</sup> Code for fiber or cable
  - <sup>4</sup> Length in meters
- See ordering information for additional details