ARRANGEMENT OF CONTACTS	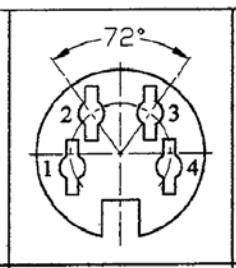	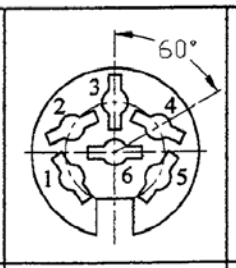	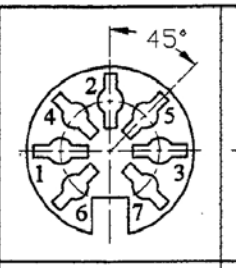	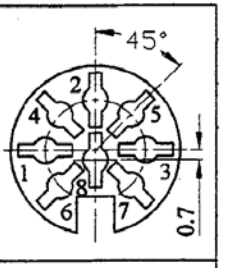
MODEL NO.	DS06-04	DS06-06	DS06-07	DS06-08
HOLE LAYOUT	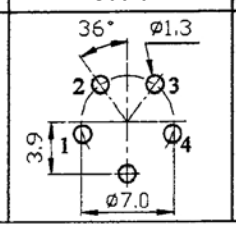	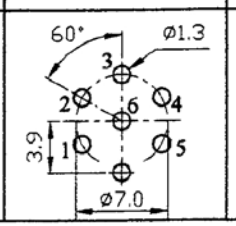	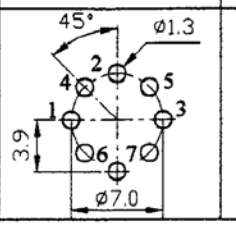	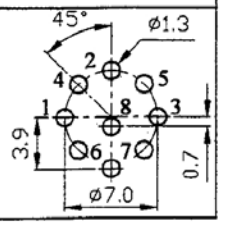

SPECIFICATIONS

Current Rating:	2A
Voltage Rating:	12V
Contact Resistance:	20m OHM Max.
Insulation Resistance:	300M OHM Min. at DC 500V
Withstanding:	AC 1000V for one minute
Insertion Force:	4.0KG Max.
Withdrawal Force:	1-3.5 KG

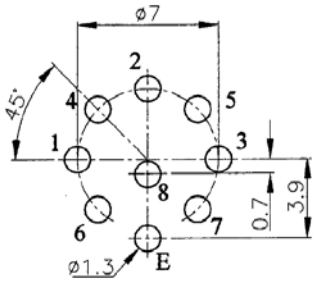

PCB LAYOUT
(TOP VIEW)

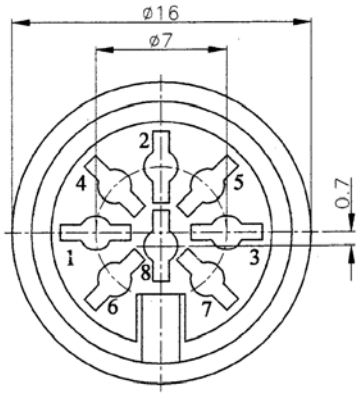

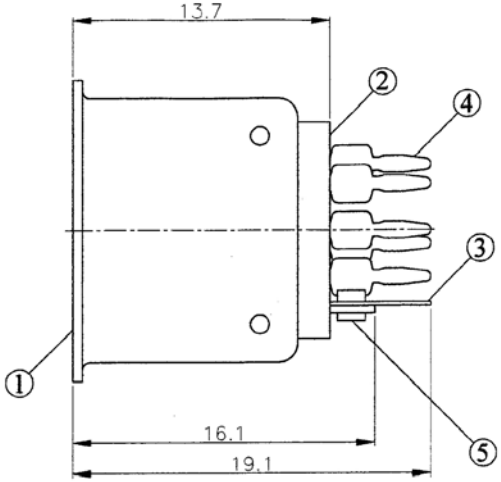

Item	Name	Material	Finish
1	Socket Case	SPCC-SD 0.4t	Nickel
2	Insulator	P.B.T.	UL94V-0
3	Earth Terminal	PBSR-H 0.25t	Tin
4	Contact Terminal	Brass 0.7t	Tin
5	Rivet	AL	Nickel

Series	Type	Positions	Options
CDJB	DS06	XX	X
DIN Jack	Type=DS06	04-08	P=PCB Type S=Solder Type

RoHS compliant

Rev.	Description	Date	Approved

Drawing	Name	Date
Approved	Howard	5/19/02
Checked	Lizzy	5/19/02
Drawn	Tina	5/19/02

0.0 ± 0.35 0.00 ± 0.20 Angles ± 3'

UNIT: mm

Central Components Manufacturing
440 Lincoln Blvd., Middlesex, New Jersey 08846
Phone 732 469-5720 888 288-5152 Fax 732 469-1919

Part No.: **CDJB-DS06-XX-X**

Description: PCB Mount Vertical DIN Connector