

HIGH FREQUENCY MAGNETICS

Data Coupling Transformers



TM9911

ELECTRICAL SPECIFICATIONS at 25° C

- Minimum interwinding breakdown voltage of 2000 Vrms

Part Number	Turns Ratio ± 5%	Primary Inductance μH min	ET Constant Vμs min	Rise Time ns max	Interwinding Capacitance pF max	Leakage Inductance μH max	DCR Ω max		
							Pri	Sec	Ter
Three Windings									
0553-0053-IC	1 : 1 : 1	5000	25.0	10.5	60	1.3	3.9	3.9	3.9
0553-0023-IC	1 : 1 : 1	2000	16.0	8.2	37	0.8	2.5	2.5	2.5
0553-5006-IC	1 : 1 : 1	500	8.5	5.3	32	0.4	1.3	1.3	1.3
0553-2006-IC	1 : 1 : 1	200	5.0	4.2	18	0.3	0.9	0.9	0.9
0553-1006-IC	1 : 1 : 1	100	5.0	5.6	15	0.5	1.0	1.0	1.0
0553-0506-IC	1 : 1 : 1	500	5.2	5.6	18	0.5	1.3	1.3	1.3
0553-0206-IC	1 : 1 : 1	20	3.2	4.1	21	0.4	0.9	0.9	0.9
0553-0106-IC	1 : 1 : 1	10	3.7	5.1	22	0.5	0.9	0.9	0.9
0553-0053-PC	2 : 1 : 1	5000	25.0	16.0	33	3.6	3.9	2.0	2.0
0553-0023-PC	2 : 1 : 1	2000	16.0	11.0	19	1.8	2.5	1.4	1.4
0553-5006-PC	2 : 1 : 1	500	8.5	5.6	11	1.1	1.3	0.7	0.7
0553-2006-PC	2 : 1 : 1	200	5.0	3.2	8	0.8	0.9	0.5	0.5
0553-0206-PC	2 : 1 : 1	20	5.8	7.5	12	1.5	1.3	0.8	0.8
0553-2006-QC	3 : 1 : 1	200	5.0	3.6	7	1.1	0.9	0.4	0.4
0553-0206-QC	3 : 1 : 1	20	3.2	2.7	6	1.3	0.9	0.4	0.4
Two Windings with Center Taps									
0553-0023-DC	1 CT : 1 CT	2000	16.0	8.2	37	0.8	2.5	2.5	—
0553-0013-DC	1 CT : 1 CT	1000	11.0	8.0	30	0.7	2.0	2.0	—
0553-5006-DC	1 CT : 1 CT	500	8.5	5.3	32	0.4	1.3	1.3	—
0553-2006-DC	1 CT : 1 CT	200	5.0	4.2	18	0.3	0.9	0.9	—
0553-0506-DC	1 CT : 1 CT	50	5.2	5.6	18	0.5	1.3	1.3	—
0553-0206-DC	1 CT : 1 CT	20	3.2	4.1	21	0.4	0.9	0.9	—
0553-0106-DC	1 CT : 1 CT	10	3.7	5.1	22	0.5	0.9	0.9	—
0553-0023-OC	2 CT : 1 CT	2000	16.0	11.0	19	1.8	2.5	1.4	—
0553-5006-OC	2 CT : 1 CT	500	8.5	5.6	12	1.2	1.4	0.8	—
0553-2006-OC	2 CT : 1 CT	200	5.0	3.2	8	0.8	0.9	0.5	—
0553-0506-OC	2 CT : 1 CT	50	5.2	5.2	12	1.3	1.3	0.7	—
0553-0206-OC	2 CT : 1 CT	20	5.8	7.5	12	1.5	1.3	0.8	—
0553-0106-OC	2 CT : 1 CT	10	3.7	4.5	9	1.5	0.9	0.5	—

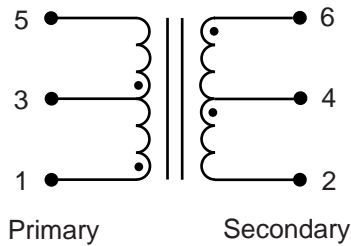
©1999 Bel Fuse Inc. Specifications subject to change without notice. 06.99

HIGH FREQUENCY MAGNETICS

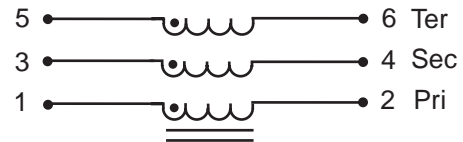
Data Coupling Transformers

SCHEMATICS

Two Windings with Center Taps



Three Windings



MECHANICAL

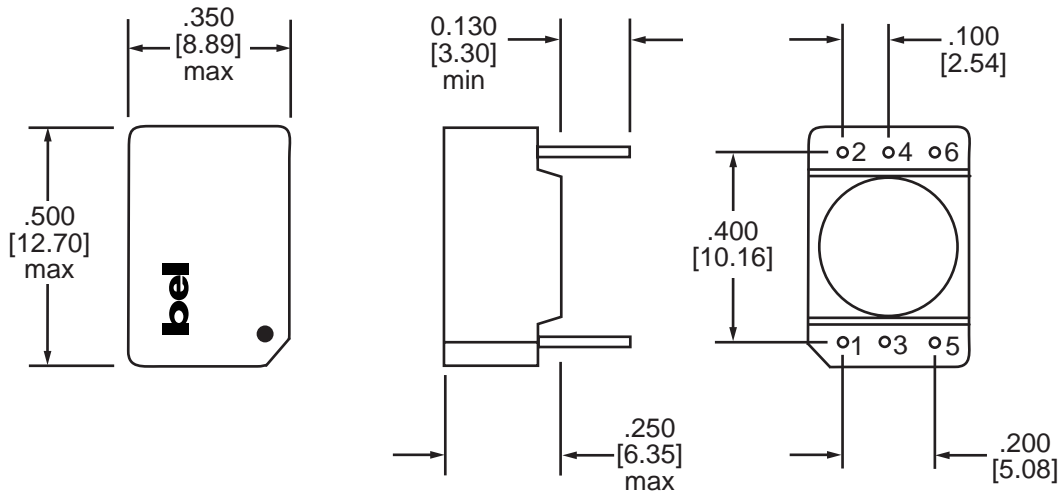
0553-0013-DC
0553-0023-DC
0553-0106-DC
0553-0206-DC
0553-0506-DC
0553-2006-DC
0553-5006-DC

0553-0023-IC
0553-0053-IC
0553-0106-IC
0553-0206-IC
0553-0506-IC
0553-1006-IC
0553-2006-IC
0553-5006-IC

0553-0023-OC
0553-0106-OC
0553-0206-OC
0553-0506-OC
0553-2006-OC
0553-5006-OC

0553-0023-PC
0553-0053-PC
0553-0206-PC
0553-2006-PC
0553-5006-PC

0553-0206-QC
0553-2006-QC



Dimensions are in inches [millimeters].
Standard dimension tolerance is ± 0.010 [0.25] unless otherwise noted.
Leads are 24 AWG.

CORPORATE

Bel Fuse Inc.
198 Van Vorst Street
Jersey City, NJ 07302
Tel 201-432-0463
Fax 201-432-9542
www.belfuse.com

FAR EAST

Bel Fuse Ltd.
8F / 8 Luk Hop Street
San Po Kong
Kowloon, Hong Kong
Tel 852-2328-5515
Fax 852-2352-3706
www.belfuse.com

EUROPE

Bel Fuse Europe Ltd.
Preston Technology Management Centre
Marsh Lane, Suite F23, Preston
Lancashire, PR1 8UD, U.K.
Tel 44-1772-556601
Fax 44-1772-888366
www.belfuse.com