

## MIL-STD 1553 DATA BUS TRANSFORMERS



**3Kohms minimum impedance at -55 °C**

**BS9000 release available for both leaded and surface mount packages**

**Release to BS9720 Generic Specification (full or basic assessment available)**

**Extended range giving wide choice of turns ratios**

**Upper operating temperature limit to +125 °C**

**Surface Mount Option**

The Pascall P1200 Series of Data Bus Transformers is designed to satisfy the requirements of MIL-STD-1553A / B (Def. Stan. 00-18 (Part 2) / 1) and may be used in either the bus coupling or isolation configurations.

The Transformers are compatible with currently available transceivers and integrated terminals, meeting all the electrical requirements of Manchester II serial bi-phase data transmission including MACAIR specifications. They are also designed to meet the requirements of MIL-T-21038 Grades 5&7 / Class S / Life X.

## MIL-STD 1553 DATA BUS TRANSFORMERS

### MIL-STD 1553 TRANSFORMERS

Part No.	Model		1,2 : 3,4	C.T.	Housing	Minimum impedance between pins 1, 2 : 3, 4
1-00152	P1241		1.41 : 1	N	D	3,000
1-00195	P1242		1.41 : 1	N	B	3,000

### MIL-STD 1553 TRANSFORMERS

Part No.	Model	1,3 : 5,7	1,3 : 4,8	C.T.	Housing	Minimum impedance between pins 1, 2 : 3, 4
1-00130	P1264	1.41 : 1	1.0 : 1.0	Y	A	3,000
1-00171	P1265	1.41 : 1		Y	B	
1-00273	P1266		1.0 : 1	Y	C	3,000
1-00769	P1267	1.66 : 1	1.2 : 1	Y	A	3,000
1-00168	P1269	2.0 : 1	1.4 : 1	Y	A	3,000
1-02822	P1271		2.0 : 1	Y	A	3,000
1-01028	P1275	0.46 : 1	0.66 : 1	Y	A	3,000
1-03842	P1277		0.4 : 1	Y	C	3,000
1-04405	P1284	1.41 : 1	1.0 : 1	Y	SM	3,000
1-04817	P1289	2.0 : 1	1.41 : 1	Y	SM	3,000
1-07860	P1760T2		0.56 : 1	Y	SM	3,000
1-06198	P1299		0.56 : 1	Y	SM	3,000

Other models & custom versions available. MIL STD 1553 Coupling Boxes available.

### OPERATING CONDITIONS

Parameter	Symbol	Min	Max	Unit
Frequency Range	f	75	1000	KHz
Operating Temperature	T <sub>amb</sub>	-55	+125	°C
Storage Temperature	T <sub>st</sub>	-55	+150	°C


### ELECTRICAL CHARACTERISTICS

Parameter	Test Conditions	Min	Typ	Max	Unit
Open Circuit Primary Impedance	Overall Conditions T <sub>amb</sub> = +25 °C f = 75 kHz	3	8		Kohms
Droop			10	15	%
Common Mode Rejection Ratio		45	50		dB
Overshoot and Ringing			±0.5	±1.0	VOLTS
Inter Winding Resistance	Test Voltage = 500 V	50			Mohms
Turns Ratio Tolerance				±3	%
Peak Working Voltage				50	VOLTS
*Isolation Resistor Tolerance				±2	%
*Isolation Resistor Rating	T <sub>amb</sub> = 70 °C			1.0	WATTS

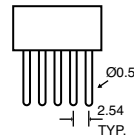
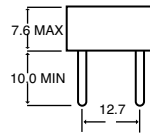
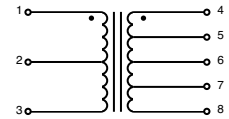
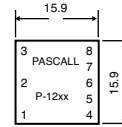
\* Where fitted

BS Released parts please contact sales office.

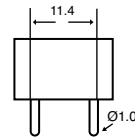
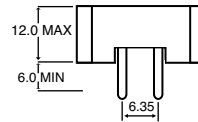
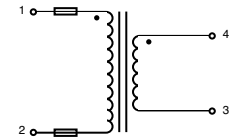
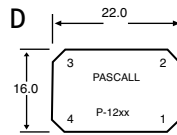

**MIL-STD 1553 DATA BUS TRANSFORMERS**



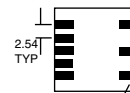
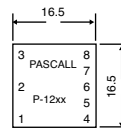

A / B / C



STYLE A AS SHOWN  
STYLE B LESS PINS 2, 4, 6, 8  
STYLE C LESS PINS 5, 7



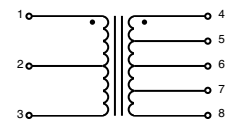
SM



DIMENSIONS IN mm TOLERANCES  $\pm 0.3$   
UNLESS OTHERWISE STATED



30 x 1.25 TYP IN 8 PLACES



## MTL STD 1553A/B DATA BUS COUPLERS



Pascall has designed and manufactured a range of MIL STD 1553 Data Bus couplers with terminations for 1 to 8 stub connections, suitable for simulator/test applications. Housed in aluminium enclosures with TRB connectors for ease of connection these couplers provide a simple in line solution for data bus loom applications. Fault isolation resistors can be fitted as an optional extra. Operating frequency range of 75KHz to 1MHz.

1-11271	1 stub	1-11275	5 stub
1-11272	2 stub	1-11276	6 stub
1-11273	3 stub	1-11277	7 stub
1-11274	4 stub	1-11278	8 stub

