


One Piece FC Connectors & Adapters



SPECIFICATIONS

Connector Loss: 9/125 μm fibre, 0.19 dB typical
 62.5/125 μm fibre, 0.21 dB typical
 50/125 μm fibre, 0.14 dB typical

Return Loss: PC: Polish dependant
 APC: -65dB max -68dB typical

Durability: $\leq 0.11\text{dB}$ after 500 mating cycles

Operating Temperature:
 -40°C to +85°C

Intermateability: Mechanically and optically intermateable with NTT FC type products and conform to JIS C 5970.


PART NO	DESCRIPTION	FIBRE TYPE
944-601-5006	FC/PC, Singlemode 126 μm , Zirconia PC ferrule	SM
944-601-5306	FC/PC, Singlemode 126 μm , Zirconia PC ferrule, High Performance Boot	SM
944-601-5010	FC/PC, Multimode 128 μm , Zirconia PC ferrule	MM
944-611-5106	FC Connector Singlemode 126 μm Zirconia PC ferrule Tunable High Performance Boot	SM
944-120-6000	FC Adapter, Flange Mount, Zirconia Ceramic Alignment Sleeve	SM/MM
944-125-6003	FC Adapter, D-Hole, Feed Through, Zirconia Ceramic Alignment Sleeve	SM/MM
954-944-5001	SC/FC Converting Adapter, Zirconia Ceramic Alignment Sleeve	SM/MM
944-120-1014	FC Adapter, Captivated Dust Cap	SM/MM
944-603-5006	FC/APC, Singlemode 126 μm , Zirconia stepped ferrule	SM
944-603-5606	FC/APC, Singlemode 126 μm , Zirconia pre angled stepped ferrule	SM
944-125-6004	FC/APC Adapter D-Hole Feed Through Zirconia Ceramic Alignment Sleeve	SM/MM

NOTES

- All connectors available in with 125 μm ferrules
- All connectors are supplied with 900 μm and 3.0mm boots
- All adapters available with phosphor bronze alignment sleeves.
- Technical drawings available on request.

Small Form Factor (SFF) Connectors & Adapters

LC Connectors & Adapters



The LC connector range is Bellcore, ANSI/EIA/TIA and IEC compliant. The LC is an inherently reliable, simple and well designed fibre optic interconnect product.

SPECIFICATIONS

Insertion Loss: 9/125 μm fibre , 0.3 dB maximum
62.5/125 μm fibre, 0.3 dB maximum

Return Loss: 9/125 μm , 50 dB typical

Durability: <0.2 dB change typical (500 matings)

Operating Temperature:
-40°C to +85 °C

FEATURES

- Audible latch to indicate proper mating
- Pull proof
- Well suited to high density application and easily duplexed
- Fits an RJ-45 footprint

MT-RJ Connectors & Adapters



SPECIFICATIONS

Insertion Loss: 9/125 μm fibre, 0.3 dB typical
62.5/125 μm fibre, 0.3 dB typical

Return Loss: 9/125 μm , 40 dB typical

Operating Temperature:
-40°C to +75 °C


Performance: Performance compliant with ISO/IEC 11801, TIA/EIA 568A and draft Detail Specification for Optical Fibre Connectors.

FEATURES

- Half the size of duplex SC and ST style connectors
- Installable in conventional RJ-45 faceplates and has RJ-45 type latching mechanism
- Singlemode and multimode versions for existing and future network applications
- Single ferrule reduces the time and complication of assembly since both fibres can be installed and polished at the same time.
- Allows for increased port density
- Rugged design, meets or exceeds industry standards, with no exposed fibres

Small Form Factor (SFF) Connectors & Adapters

MU Connectors & Adapters



SPECIFICATIONS

- Insertion Loss:** 9/125 μm fibre, 0.3 dB maximum
62.5/125 μm fibre, 0.3 dB maximum
- Return Loss:** **Default Polish** 9/125 μm , \leq 50 dB max
Ultra Polish 9/125 μm , \leq 55 dB max
- Durability:** <0.1 dB change typical (500 matings)
- Operating Temperature:**
-40°C to +75 °C

APPLICATIONS

- CATV
- Active device termination
- Telecommunication networks


FEATURES

- Free floating ferrule is independent of the backbone, so that a pull on the cable will not cause the ferrule to break contact with a second ferrule in a connection
- Push-Pull mating
- The MU connector features a precision screw machined body and UL rated plastic housing and boot for consistent performance and durability.
- Available in singlemode or multimode.
- Fully mateable with NTT-MU type products
- Tunable zirconia ceramic ferrule
- NTT and JIS compliant

SUPPORTING PRODUCT

- Adaptors
 - Simplex Patch Panel and Board mount
 - Duplex Patch Panel and Board mount
 - 8-port Patch Panel and Board mount
- Hybrid Adaptors
 - MU-LC Adapter
 - MU-SC Adapter
- MU Backplane Connectors (MU-B)
- MU Backplane connector housings
 - MU duplex printed circuit board housing
 - MU 8-port printed circuit board housing
 - MU duplex backpanel housing (2.4 or 3.2 mm thickness)
 - MU 8-port backpanel housing (2.4 or 3.2 mm thickness)
- MU Tools
 - A variety of tools are available to assist in the removal of MU connectors
 - MU duplex printed circuit board housing cleaning tool
 - MU 8-port printed circuit board housing cleaning tool

One Piece SC Connectors & Adapters



SPECIFICATIONS

Connector Loss: 9/125 μm fibre, 0.19 dB typical
62.5/125 μm fibre, 0.15 dB typical

Return Loss: PC \leq -55 dB
APC \leq -65 dB

Durability: \leq 0.20dB change after 500 mating cycles

Operating Temperature: -40°C to +85 °C


Intermateability: Mechanically and optically intermateable with NTT SC type products and conform to JIS C 5973.

PART NO	DESCRIPTION	FIBRE TYPE
954-101-5006	SC/PC, Singlemode 126 μm , Zirconia PC ferrule	SM
954-101-5306	SC/PC, Singlemode 126 μm , Zirconia PC ferrule, High Performance Boot	SM
954-101-5010	SC/PC, Multimode 128 μm , Zirconia PC ferrule	MM
954-101-5011	SC/PC, Multimode 144 μm , Zirconia PC ferrule	MM
954-122-5002	SC Adapter, Multimode, Phosphor Bronze Alignment Sleeve	MM
954-120-5000	SC Adapter, Zirconia Ceramic Alignment Sleeve	SM/MM
954-120-5001	SC Adapter, Phosphor Bronze Alignment Sleeve	SM/MM
954-944-5000	SC/FC Converting Adapter, Phosphor Bronze Alignment Sleeve	SM/MM
954-944-5001	SC/FC Converting Adapter, Zirconia Ceramic Alignment Sleeve	SM/MM
954-953-5000	SC/ST Converting Adapter, Zirconia Ceramic Alignment Sleeve	SM/MM
954-953-5001	SC/ST Converting Adapter, Phosphor Bronze Alignment Sleeve	SM/MM
954-103-5006	SC/APC, Singlemode, 126 μm , Zirconia ferrule	SM
954-103-5606	SC/APC, Singlemode, 126 μm , Zirconia ferrule, Pre angled	SM
954-120-5109	SC/APC Adapter, Singlemode, Zirconia Ceramic Alignment sleeve	SM

NOTES

- All connectors are available with 125 μm ferrules
- All connectors are supplied with 900 μm and 3.0mm boots
- Technical drawings available on request

SC Duplex Connectors & Adapters



SPECIFICATIONS

Connector Loss: 9/125 μm fibre, 0.19 dB typical
 62.5/125 μm fibre, 0.21 dB typical
 50/125 μm fibre, 0.14 dB typical

Durability: $\leq 0.20\text{dB}$ change after 500 mating cycles

Operating Temperature: -40°C to +85 °C

Intermateability: Conform to ANSI X3T9.3 SC specifications and are intermateable.

PART NO	DESCRIPTION	FIBRE TYPE
954-101-5206	SC Duplex Connector S/mode 126 μm Zirconia PC Ferrule	SM
954-101-5210	SC Duplex Connector M/mode 128 μm Zirconia PC Ferrule	MM
954-101-5211	SC Duplex Connector M/mode 144 μm Zirconia PC Ferrule	MM
954-122-5210	SC Duplex Adapter M/mode Phosphor Bronze Alignment Sleeve	MM
954-953-5210	SC/ST Duplex Adapter M/mode Phosphor Bronze Alignment Sleeve	MM
954-120-5200	SC Duplex Adapter S/mode Zirconia Ceramic Alignment Sleeve	SM/MM
954-122-5201	SC Duplex Adapter S/mode Phosphor Bronze Alignment Sleeve	SM/MM
954-953-5200	SC/ST Duplex Adapter S/mode Zirconia Ceramic Alignment Sleeve	SM/MM

NOTES

- All connectors available with 125 μm ferrules
- All connectors supplied with 3.0mm boots
- Technical drawings available on request

ST[®] Compatible Connectors & Adapters



ST[®] and ST II[®] are registered trademarks of AT&T

SPECIFICATIONS

Connector Loss: 9/125 μm fibre, 0.19 dB typical
 62.5/125 μm fibre, 0.13 dB typical
 50/125 μm fibre, 0.14 dB typical
 100/140 μm fibre, 0.10 dB typical

Durability: $\leq 0.10\text{dB}$ change after 1000 mating cycles

Operating Temperature: -40°C to +85 °C


Intermateability: Optically and mechanically compatible with AT&T ST, STII connectors and their functional equivalents.

PART NO	DESCRIPTION	FIBRE TYPE
953-101-5006	ST Connector, Singlemode 126 μm , Zirconia PC ferrule, Yellow	SM
953-101-5008	ST Connector, Singlemode 128 μm , Zirconia PC ferrule, Blue	SM
953-101-5010	ST Connector, Multimode 128 μm , Zirconia PC ferrule, Black	MM
953-101-5011	ST Connector, Multimode 144 μm , Zirconia PC ferrule, Grey	MM
953-122-5000	ST Adapter, Polymer Body, Phosphor Bronze Alignment Sleeve, Beige	SM/MM
953-120-5000	ST Adapter, Polymer Body, Zirconia Ceramic Alignment Sleeve, Black	SM/MM
954-953-5000	SC-ST Converting Adapter, Zirconia Ceramic Alignment Sleeve	SM/MM
954-953-5001	SC-ST Converting Adapter, Phosphor Bronze Alignment Sleeve	SM/MM

NOTES

- Connector body and coupling nut are precision molded from a flame retardant, glass filled polymer.
- The connector body is colour coded to indicate singlemode or multimode and ferrule size
- All connectors available with 125 μm ferrules
- All connectors are supplied with 900 μm and 3.0mm boots
- Technical drawings available on request

ST[®] Compatible (s/steel ferrule) Connectors & Adapters



SPECIFICATIONS

Connector Loss: 62.5/125 μm fibre, 0.35 dB typical

Durability: $\leq 0.03\text{dB}$ change after 500 mating cycles

Operating Temperature: -40°C to +85 °C

Intermateability: Optically and mechanically compatible with AT&T ST, STII connectors and their functional equivalents.

ST[®] and STII[®] are trademarks of AT&T

PART NO	DESCRIPTION	FIBRE TYPE
953-102-5001	ST connector, polymeric body & Coupling Nut 128 μm S/steel ferrule	MM
953-102-5002	ST connector, polymeric body & Coupling Nut 144 μm S/steel ferrule	MM
953-102-5003	ST connector, polymeric body & Coupling Nut 231 μm S/steel ferrule	MM
953-102-5004	ST connector, polymeric body & Coupling Nut 436 μm S/steel ferrule	MM
951-102-5005	ST connector, polymeric body & Coupling Nut 641 μm S/steel ferrule	MM
953-102-5301	ST connector, metal body & Coupling Nut 128 μm S/steel ferrule	MM
953-102-5302	ST connector, metal body & Coupling Nut 144 μm S/steel ferrule	MM
953-102-5303	ST connector, metal body & Coupling Nut 231 μm S/steel ferrule	MM

NOTES

- All connectors are supplied with 900 μm and 3.0mm boots
- Custom hole sizes can be drilled to accommodate non standard fibres
- Technical drawings can be supplied on request

ST II® Compatible Connectors & Adapters



SPECIFICATIONS

Connector Loss: 9/125 μm fibre, 0.19 dB typical
 62.5/125 μm fibre, 0.13 dB typical
 50/125 μm fibre, 0.14 dB typical
 100/140 μm fibre, 0.10 dB typical

Durability: $\leq 0.10\text{dB}$ after 1000 mating cycles

Operating Temperature:
 -40°C to +85 °C

Intermateability: Optically and mechanically compatible with AT&T ST, STII connectors and their functional equivalents.

ST® and STII® are trademarks of AT&T

PART NO	DESCRIPTION	FIBRE TYPE
953-101-5306	ST Connector, Singlemode 126 μm , Zirconia PC ferrule, Die Cast	SM
953-101-5308	ST Connector, Singlemode 128 μm , Zirconia PC ferrule, Die Cast	SM
953-101-5310	ST Connector, Multimode 128 μm , Zirconia PC ferrule, Die Cast	MM
953-101-5311	ST Connector, Multimode 144 μm , Zirconia PC ferrule, Die Cast	MM
953-120-5003	ST Adapter, Die Cast, Zirconia Ceramic Alignment Sleeve	MM
953-122-5003	ST Adapter, Die Cast, Phosphor Bronze Alignment Sleeve	SM/MM
953-1061	ST Dust Cap and Chain	-

NOTES

- All connectors available with 125 μm ferrules
- Connectors supplied with 900 μm and 3.0mm boots
- Technical drawing available on request