

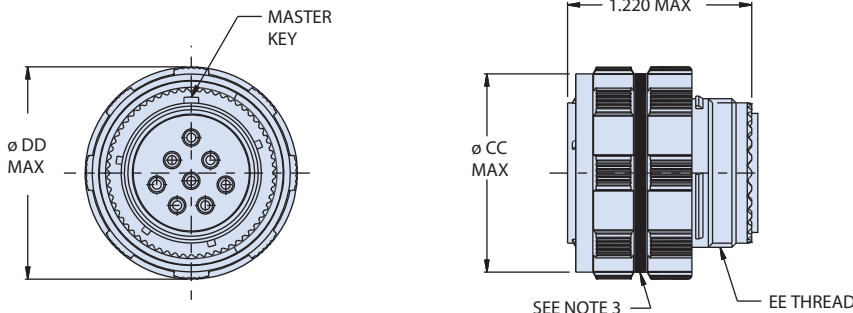
# 233-205 Connector with accessory threads, crimp MIL-DTL-38999 Series III type

B

Part Number Development									
Sample Part Number	233-205				-G6	MT	17-8	P	N
Series / Basic Part No.	SuperNine crimp contact wire harness connectors								
Connector Style*	G6 = Plug, with EMI Spring 05 = Receptacle, In-Line 07 = Receptacle, Jam Nut 00 = Receptacle, Wall Mount with Slotted Holes HS = Receptacle, Wall Mount with Standard Helicoil HM = Receptacle, Wall Mount with Metric Helicoil CS = Receptacle, Wall Mount with Standard Clinch-Nuts CM = Receptacle, Wall Mount with Metric Clinch-Nuts								
Finish	NF = Aluminum alloy/Cadmium Olive Drab ME = Aluminum alloy/Electroless Nickel			MT = Aluminum alloy/Nickel PTFE ZR = Aluminum alloy/Black Zinc Nickel					
Shell Size-Insert Arrangement*	Per MIL-STD-1560								
Contact Type	A = Less pin contacts P = Pin, high durability 1500 cycles H = Pin, paladium nickel			B = Less socket contacts S = Socket, high durability 1500 cycles J = Socket, paladium nickel					
Alternate Polarization*	A, B, C, D, E, N = Normal (IAW MIL-DTL-38999 Series III)								

\*Refer to Section A for complete details

## G6 - PLUG WITH ACCESSORY THREADS



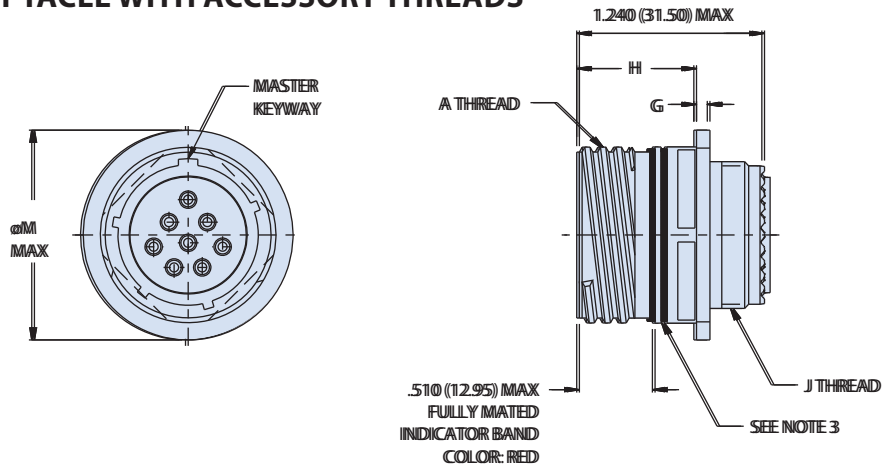
Plug Dimensions				
Shell Size Code	Shell Size	ØCC Max	ØDD <sup>7</sup> Max	EE Thread
A	09	.811 (20.60)	.858 (21.79)	M12 X 1.0-6g 0.100R
B	11	.929 (23.60)	.984 (24.99)	M15 X 1.0-6g 0.100R
C	13	1.110 (28.19)	1.157 (29.39)	M18 X 1.0-6g 0.100R
D	15	1.232 (31.29)	1.280 (32.51)	M22 X 1.0-6g 0.100R
E	17	1.358 (34.49)	1.406 (35.71)	M25 X 1.0-6g 0.100R
F	19	1.469 (37.31)	1.516 (38.51)	M28 X 1.0-6g 0.100R
G	21	1.594 (40.49)	1.642 (41.71)	M31 X 1.0-6g 0.100R
H	23	1.720 (43.69)	1.768 (44.91)	M34 X 1.0-6g 0.100R
J	25	1.843 (46.81)	1.890 (48.01)	M37 X 1.0-6g 0.100R

### NOTES

- 233-205 is designed to meet or exceed the mechanical, electrical, environmental and dimensional requirements of D38999/20, /24 & /26. Except as shown and/or noted.
- Insert arrangements IAW MIL-STD-1560, plus Glenair HD shielded contact specials.
- Blue color band indicates rear release retention system.
- Connector is supplied with contacts (including spares), insertion/removal tool and sealing plugs.
- Dimensions in inches (millimeters) are subject to change without notice.
- Consult factory for additional information.
- Front panel mount only
- Material/finish:
  - Shell, barrel, coupling nut jam nut - see part number development
  - ratchet ring, detent spring: stainless steel/passivated
  - grounding spring: BeCu alloy/electroless nickel
  - insulator: high grade rigid dielectric/ n.a.
  - Seals, grommet: fluorosilicone blend/ N/A.
  - Contacts: copper alloy/see part number development

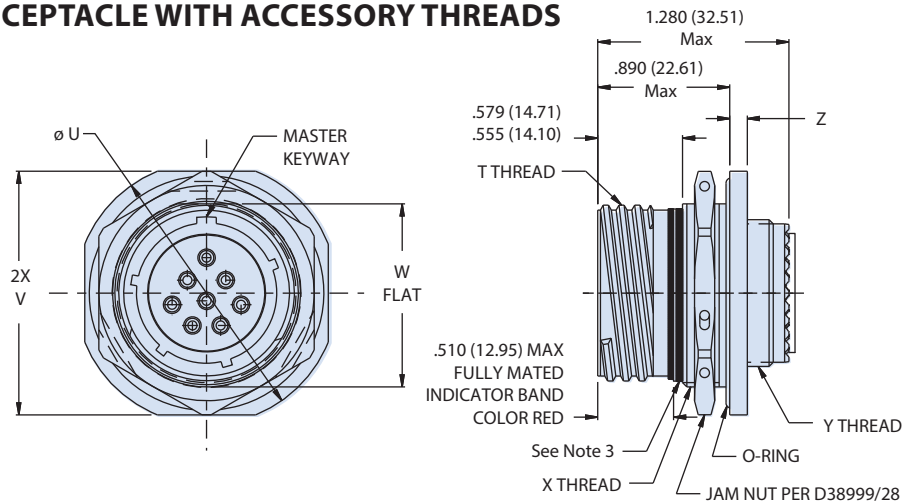
**233-205 Connector with accessory threads, crimp MIL-DTL-38999 Series III type**

**05 - IN-LINE RECEPTACLE WITH ACCESSORY THREADS**

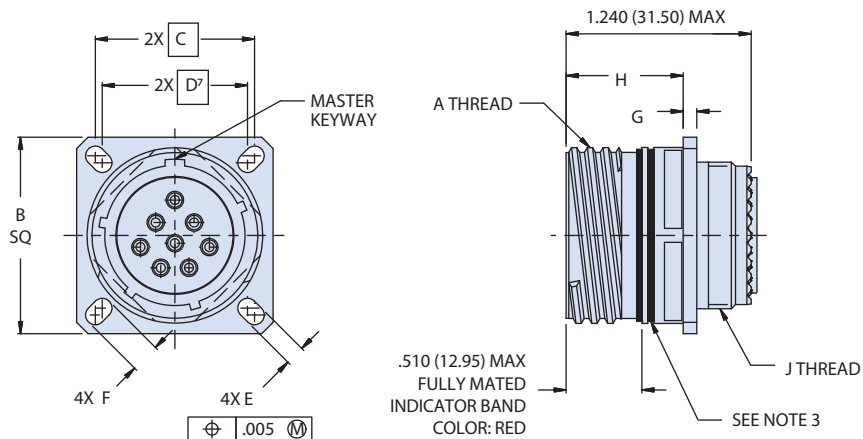


**B**

**07 - JAM NUT RECEPTACLE WITH ACCESSORY THREADS**



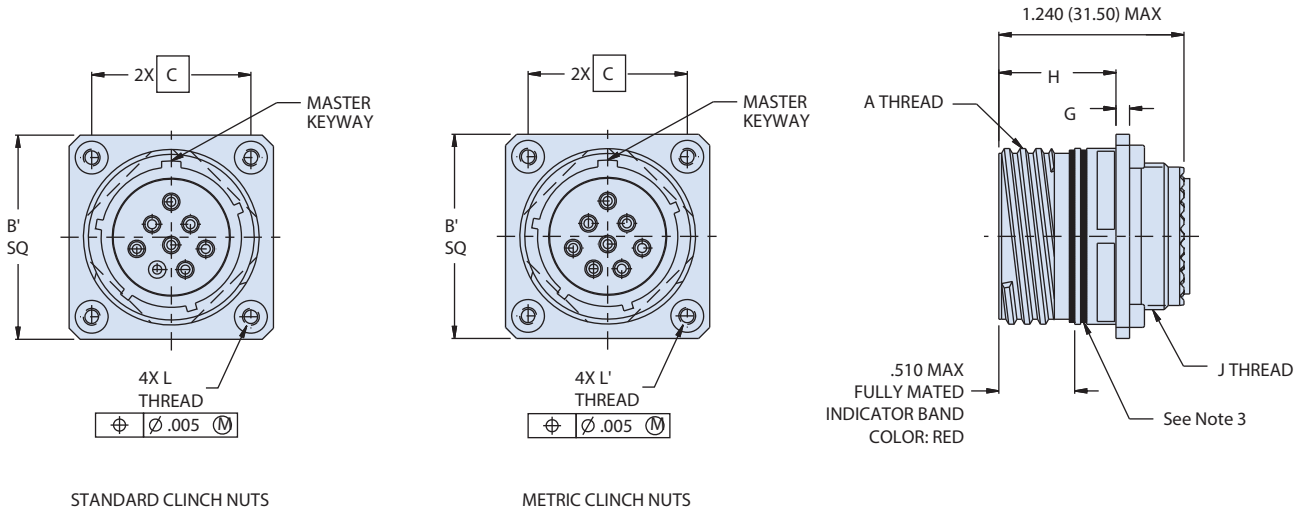
**00 - WALL MOUNT RECEPTACLE WITH ACCESSORY THREADS AND SLOTTED HOLES**



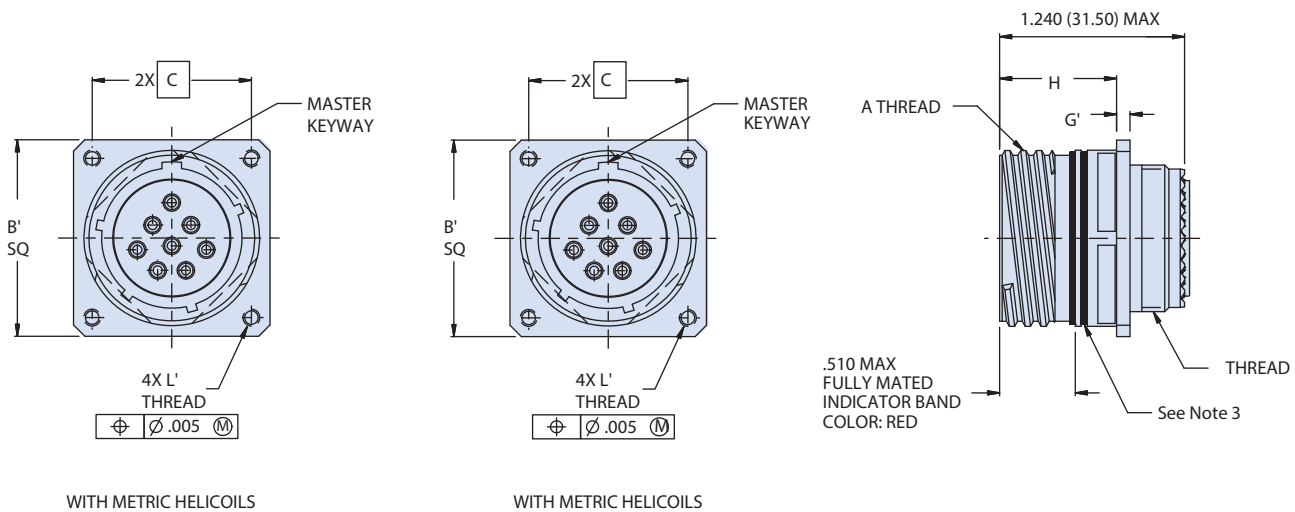
**233-205 Connector with accessory threads, crimp MIL-DTL-38999 Series III type**

**CS AND CM - WALL MOUNT RECEPTACLE WITH METRIC OR STANDARD CLINCH NUTS**

B



**HS AND HM - WALL MOUNT RECEPTACLE WITH METRIC OR STANDARD HELICOILS**



# 233-205 Connector with accessory threads, crimp MIL-DTL-38999 Series III type

**B**

Wall Mount and In-line Dimensions																	
Shell Size Code	Shell Size	A Thread -.1P-.3L- TS-2A	B Sq	B'	C Bsc	D Bsc*	E	F	G	G'	H	J Thread	L Thread	L' Thread	ØM Max		
A	9	.6250	.949 (24.10) .925 (23.50)	1.094 (27.79) 1.054 (26.77)	.719 (18.26)	.594 (15.09)		.224 (5.69) .208 (5.28)				M12 X 1.0-6g 0.100R	.112-40 UNC	M3X 0.5	.858 (21.79)		
B	11	.7500	1.043 (26.49) 1.019 (25.88)	1.187 (30.15) 1.147 (29.13)	.812 (20.62)	.719 (18.26)		.202 (5.13)				M15 X 1.0-6g 0.100R			.984 (24.99)		
C	13	.8750	1.138 (28.91) 1.114 (28.30)	1.281 (32.54) 1.241 (31.52)	.906 (23.01)	.812 (20.62)		.186 (4.72)	.098 (2.49)	.179 (4.55)	.820 (20.83)	M18 X 1.0-6g 0.100R			1.157 (29.39)		
D	15	1.0000	1.232 (31.29) 1.208 (30.68)	1.344 (34.14) 1.304 (33.12)	.969 (24.61)	.906 (23.01)	.136 (3.45) .120 (3.05)	.181 (4.60) .165 (4.19)	.083 (2.11)	.140 (3.56)	.771 (19.58)	M22 X 1.0-6g 0.100R			1.280 (32.51)		
E	17	1.1875	1.323 (33.60) 1.299 (32.99)	1.437 (36.50) 1.397 (35.48)	1.062 (26.97)	.969 (24.61)		.202 (5.13)				M25 X 1.0-6g 0.100R			1.406 (35.71)		
F	19	1.2500	1.449 (36.80) 1.425 (36.20)	1.531 (38.89) 1.491 (37.87)	1.156 (29.36)	1.062 (26.97)		.186 (4.72)				M28 X 1.0-6g 0.100R			1.516 (38.51)		
G	21	1.3750	1.575 (40.00) 1.551 (39.40)	1.625 (41.28) 1.585 (40.26)	1.250 (31.75)	1.156 (29.36)			.126 (3.20)	.190 (4.83)	.790 (20.07)	M31 X 1.0-6g 0.100R			1.642 (41.71)		
H	23	1.5000	1.701 (43.21) 1.677 (42.60)	1.750 (44.45) 1.710 (43.43)	1.375 (34.92)	1.250 (31.75)	.162 (4.11)	.250 (6.35)	.083 (2.11)	.170 (4.32)	.741 (18.82)	M34 X 1.0-6g 0.100R			.138-32 UNC	M4X0.7	1.768 (44.91)
J	25	1.6250	1.823 (46.30) 1.799 (45.69)	1.875 (47.63) 1.835 (46.61)	1.500 (38.10)	1.375 (34.92)	.146 (3.71)	.234 (5.94)				M37 X 1.0-6g 0.100R					1.890 (48.01)

\* Front panel mount only

Jam Nut Dimensions								
Shell Size Code	Shell Size	T Thread	Ø U	V	W Flat	X Thread	Y Thread	Z
A	09	.6250-.1P-.3L-TS-2A	1.200 (30.48) 1.178 (29.92)	1.078 (27.38) 1.048 (26.62)	.654 (16.61) .645 (16.38)	M17 X 1.0-6g 0.100R	M12 X 1.0-6g 0.100R	0.122 0.083
B	11	.7500-.1P-.3L-TS-2A	1.386 (35.20) 1.362 (34.59)	1.268 (32.21) 1.236 (31.39)	.755 (19.18) .745 (18.92)	M20 X 1.0-6g 0.100R	M15 X 1.0-6g 0.100R	
C	13	.8750-.1P-.3L-TS-2A	1.512 (38.40) 1.488 (37.80)	1.390 (35.31) 1.358 (34.49)	.942 (23.93) .932 (23.67)	M25 X 1.0-6g 0.100R	M18 X 1.0-6g 0.100R	
D	15	1.0000-.1P-.3L-TS-2A	1.638 (41.61) 1.614 (41.00)	1.516 (38.51) 1.484 (37.69)	1.066 (27.08) 1.056 (26.82)	M28 X 1.0-6g 0.100R	M22 X 1.0-6g 0.100R	
E	17	1.1875-.1P-.3L-TS-2A	1.764 (44.81) 1.740 (44.20)	1.642 (41.71) 1.610 (40.89)	1.191 (30.25) 1.181 (30.00)	M32 X 1.0-6g 0.100R	M25 X 1.0-6g 0.100R	
F	19	1.2500-.1P-.3L-TS-2A	1.949 (49.50) 1.925 (48.90)	1.827 (46.41) 1.795 (45.59)	1.316 (33.43) 1.306 (33.17)	M35 X 1.0-6g 0.100R	M28 X 1.0-6g 0.100R	0.153 0.114
G	21	1.3750-.1P-.3L-TS-2A	2.075 (52.71) 2.051 (52.10)	1.953 (49.61) 1.921 (48.79)	1.441 (36.60) 1.431 (36.35)	M38 X 1.0-6g 0.100R	M31 X 1.0-6g 0.100R	
H	23	1.5000-.1P-.3L-TS-2A	2.201 (55.91) 2.177 (55.30)	2.079 (52.81) 2.047 (51.99)	1.566 (39.78) 1.556 (39.52)	M41 X 1.0-6g 0.100R	M34 X 1.0-6g 0.100R	
J	25	1.6250-.1P-.3L-TS-2A	2.323 (59.00) 2.299 (58.39)	2.205 (56.01) 2.173 (55.19)	1.691 (42.95) 1.681 (42.70)	M44 X 1.0-6g 0.100R	M37 X 1.0-6g 0.100R	