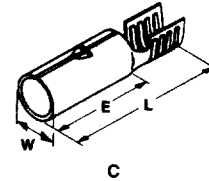
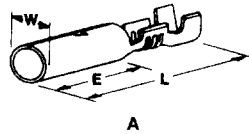


### SHUR-PLUG Receptacles

.180 [4.57] Diameter

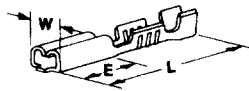


Type	Wire Range		Insul. Size	Stock Thk.	Material and Finish	Dimensions			Part Numbers	Quick Change Applicator Numbers	
	AWG	mm <sup>2</sup>				E	L	W		Model K	Model T
A	18-14	0.9-2	.090-.125	.016	Tin-Plated Brass	.420	.785	.208	60798-4	466093-2	466093-1
			2.29-3.18	0.41		10.67	19.94	5.28			
			.090-.125	.016	Brass	.420	.785	.208	60799-2 <sup>1</sup>	466093-2	466093-1
			2.29-3.18	0.41		10.67	19.94	5.28			
			.090-.125	.016	Tin Ni-Plated Brass	.420	.785	.208	60799-4 <sup>1</sup>	466093-2	466093-1
			2.29-3.18	0.41		10.67	19.94	5.28			
.090-.125	.016	Tin-Plated Brass	.420	.895	.208	60799-5	466093-2	466093-1			
2.29-3.18	0.41		10.67	22.73	5.28						
C	14-10	2-6	.120-.175	.016	Tin-Plated Brass	.420	.785	.208	61412-2	466175-3	466175-1
			3.05-4.45	0.41		10.67	19.94	5.28			
			—	.016	Tin-Plated Brass	.420	.720	.208	42868-2	466643-2	466643-1
			—	0.41		10.67	18.29	5.28			
			—	.016	Brass	.420	.720	.208	42891-1 <sup>1</sup>	466643-2	466643-1
			—	0.41		10.67	18.29	5.28			
—	.016	Tin-Plated Brass	.420	.720	.208	42891-2 <sup>1</sup>	466643-2	466643-1			
—	0.41		10.67	18.29	5.28						

<sup>1</sup> No indent.

**Note:** The part numbers listed are for use with existing machine models. For Model "G" applicators part numbers, call the Technical Support Center at 1-800-522-6752.

### Tab Receptacles



B

Type	Wire Range		Insul. Size	Stock Thk.	Material and Finish	Fits Tab	Dimensions			Part Number
	AWG	mm <sup>2</sup>					E	L	W	
B	24-20	0.2-0.6	.040-.080 1.02-2.03	.010 0.25	Tin-Plated Brass	.031 x .062 0.79 x 1.57	.187 4.75	.462 11.73	.090 2.29	61454-1 <sup>1</sup>

<sup>1</sup> Loose Piece form, of Part No. 60900-1.

For complete product information, order Catalog 82227

