

CFPP-9, 12

ISSUE 2; 21 JULY 2005

Delivery Options

- 48 hour fast make service available. Please contact our sales office for details

Output Compatibility

- Tri-state HCMOS/TTL (5.0V) (CFPP-12, -12I)

Maximum Capacitive Load for:	
TTL \leq 40.0MHz	50pF
TTL $>$ 40.0 to 150.0MHz	25pF
HCMOS \leq 66.0MHz	50pF
HCMOS $>$ 66.0 to 150.0MHz	25pF

- Tri-state CMOS (3.3V) (CFPP-9, -9I)

Maximum Capacitive Load for:	
HCMOS \leq 40.0MHz	30pF
HCMOS $>$ 40.0 to 133.0MHz	15pF

Package Outline

- OneTime Factory Programmable PLL crystal oscillator in a SMD (surface mount device) ceramic package

Standard Frequency Stabilities

- ± 25 ppm, ± 50 ppm, ± 100 ppm (inclusive of supply voltage & output load variations over the operating temperature range)

Operating Temperature Range

- 0 to 70°C (CFPP-9, -12)
- 40 to 85°C (CFPP-9I, -12I)

Storage Temperature Range

- 55 to 125°C

Tri-state Operation

- Logic '1' to pad 1 enables oscillator output
- Logic '0' to pad 1 disables oscillator output; when disabled the oscillator output goes to the high impedance state
- No connection to pad 1 enables oscillator output

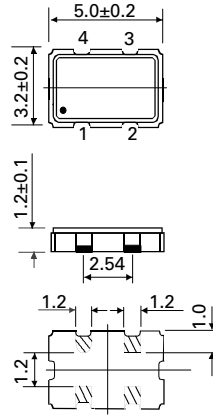
Marking

- Model number (+ Operating Temperature Code; if applicable, + Frequency Stability Code)
- Frequency

Minimum Order Information Required

- Frequency + Model Number + Operating Temperature Code (if applicable) + Frequency Stability

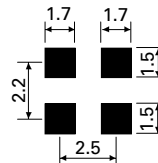
Outline in mm



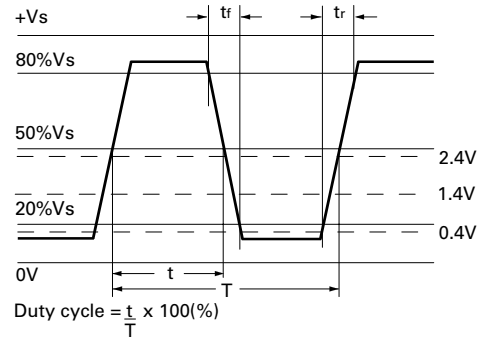
Pad Connections

- N/C or Enable/Disable
- GND
- Output
- +Vs

Solder pad layout



Output Waveform



Solder Conditions

- For typical soldering conditions, please see relevant page in Application Notes

