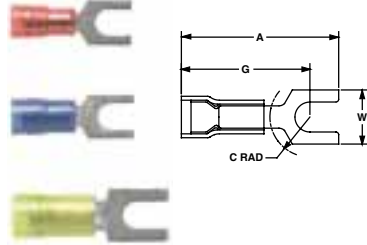


METRIC FORK TERMINALS

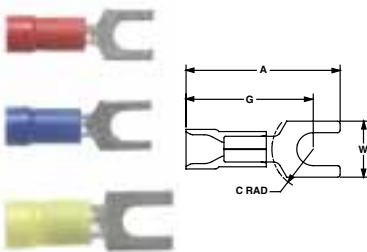
Nylon Insulated Funnel Entry

- Insulation Grip Sleeve



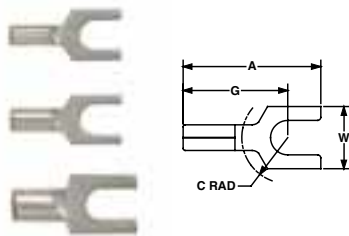
Vinyl Insulated Funnel Entry

- Insulation Support



Non-Insulated

- Brazed Seam



PANDUIT® Part Number	Wire Range (mm ²)	Color Code	Max. Ins.	Stud Size	Dimensions (mm)				Std. Pkg. Qty.	Std. Ctn. Qty.	Bulk Pkg. Qty.	Bulk Ctn. Qty.	Crimp Tools
					A	W	C	G					
PMNF1-3F-C	0.5-1.0	Red	3.71	M3	20.0	5.9	4.9	17.9	100	500	—	—	CT-1551M
PMNF1-4F-C			3.71	M4	21.3	8.2	5.8	19.0	100	500	—	—	
PMNF1-5F-C			3.71	M5	21.8	8.9	6.3	19.7	100	500	—	—	
PMNF1-6F-C			3.71	M6	25.8	11.2	8.4	22.1	100	500	—	—	
PMNF2-3F-C	1.5-2.5	Blue	4.11	M3	19.6	5.9	4.9	17.9	100	500	—	—	
PMNF2-4F-C			4.11	M4	21.6	7.9	5.8	18.6	100	500	—	—	
PMNF2-5F-C			4.11	M5	22.0	8.6	6.4	19.2	100	500	—	—	
PMNF2-6F-C			4.11	M6	26.5	11.2	8.4	21.5	100	500	—	—	
PMNMF6-4F-L	4.0-6.0	Yellow	5.94	M4	27.5	7.9	6.2	20.9	50	500	—	—	
PMNMF6-5F-L			5.94	M5	27.5	9.5	6.2	20.9	50	500	—	—	
PMNMF6-6F-L			5.94	M6	30.2	11.0	8.2	22.8	50	500	—	—	
PMV1-3FB-C	0.5-1.0	Red	4.01	M3	21.8	5.9	4.9	17.9	100	500	—	—	
PMV1-4FB-C			4.01	M4	23.7	8.2	5.8	19.0	100	500	—	—	
PMV1-5FB-C			4.01	M5	23.7	8.9	6.3	19.7	100	500	—	—	
PMV1-6FB-C			4.01	M6	28.5	11.2	8.4	22.1	100	500	—	—	
PMV2-3FB-C	1.5-2.5	Blue	4.70	M3	21.6	5.9	4.9	17.9	100	500	—	—	
PMV2-4FB-C			4.70	M4	23.0	8.2	5.8	18.6	100	500	—	—	
PMV2-5FB-C			4.70	M5	23.3	8.6	6.4	19.2	100	500	—	—	
PMV2-6FB-C			4.70	M6	28.2	11.2	8.4	21.5	100	500	—	—	
PMV6-4F-L	4.0-6.0	Yellow	6.10	M4	26.7	7.9	6.2	20.9	50	500	—	—	
PMV6-5F-L			6.10	M5	26.7	9.5	6.2	20.9	50	500	—	—	
PMV6-6F-L			6.10	M6	29.3	11.0	6.2	22.8	50	500	—	—	
PM1-3F-C	0.5-1.0	—	—	M3	16.2	5.9	4.9	12.7	100	500	—	—	CT-1570
PM1-4F-C		—	—	M4	17.8	8.2	5.8	13.4	100	500	—	—	
PM1-5F-C		—	—	M5	18.3	8.9	6.3	14.2	100	500	—	—	
PM1-6F-C		—	—	M6	22.3	11.2	8.4	16.0	100	500	—	—	
PM2-3F-C	1.5-2.5	—	—	M3	16.2	5.9	4.9	12.7	100	500	—	—	
PM2-4F-C		—	—	M4	17.8	7.9	6.0	13.3	100	500	—	—	
PM2-5F-C		—	—	M5	18.0	8.6	6.4	14.2	100	500	—	—	
PM2-6F-C		—	—	M6	22.4	11.2	8.4	15.8	100	500	—	—	
PM6-4F-L	4.0-6.0	—	—	M4	19.4	7.9	6.2	13.6	50	500	—	—	
PM6-5F-L		—	—	M5	19.4	9.5	6.2	13.6	50	500	—	—	
PM6-6F-L		—	—	M6	22.7	11.0	8.2	16.3	50	500	—	—	

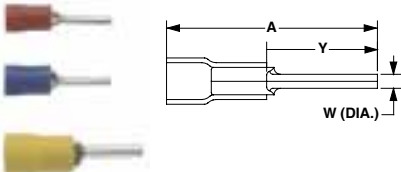
Order the number of pieces required in multiples of standard package quantities.

L = 50 pcs., C = 100 pcs. and D = 500 pcs.

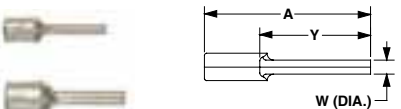
Prime items appear in **BOLD**.

METRIC PIN TERMINALS

Vinyl Insulated



Non-Insulated



PANDUIT Part Number	Wire Range (mm ²)	Color Code	Max. Ins.	Dimensions (mm)			Std. Pkg. Qty.	Std. Ctn. Qty.	Bulk Pkg. Qty.	Bulk Ctn. Qty.	Crimp Tools
				A	Y	W					
PMV1-P10-C	0.5-1.0	Red	4.06	21.3	11.9	2.0	100	500	—	—	CT-1551M
PMV2-P10-C	1.5-2.5	Blue	4.44	21.3	11.9	2.0	100	500	—	—	
PMV6-P10-L	4.0-6.0	Yellow	6.48	28.4	14.0	2.7	50	250	—	—	
PM1-P10-C	0.5-1.0	—	—	17.5	11.9	2.0	100	500	—	—	CT-1570
PM2-P10-C	1.5-2.5	—	—	17.5	11.9	2.0	100	500	—	—	
PM6-P10-L	4.0-6.0	—	—	20.3	14.0	2.7	50	250	—	—	

Order the number of pieces required in multiples of standard package quantities.

L = 50 pcs. and C = 100 pcs.

Prime items appear in **BOLD**.