

C3200B-0217		C Plug Clamp	50Ω
Parts	Material	Plating(Micro-inch)	
Crimp Nut	Brass	Tin-Zinc-Copper-Alloy 100 Over Copper 50	
Nut	Brass	Tin-Zinc-Copper-Alloy 100 Over Copper 50	
Gasket	Silicone		
Braid Clamp	Brass	Tin-Zinc-Copper-Alloy 100 Over Copper 50	
Center Pin	Brass	Gold 5 Over Nickel 50 Over Copper 50	
Spring	SK5	Tin-Zinc-Copper-Alloy 100 Over Copper 50	
Washer	Brass	Tin-Zinc-Copper-Alloy 100 Over Copper 50	
Insulator	Teflon		
Contact Body	Brass	Tin-Zinc-Copper-Alloy 100 Over Copper 50	
Body	Brass	Tin-Zinc-Copper-Alloy 100 Over Copper 50	
Coupling Nut	Brass	Tin-Zinc-Copper-Alloy 100 Over Copper 50	
Weight: 132.9 g			
Suitable Cables: RG217			

This part number complies with RoHS.

Notice: JYEBAO reserves the right to make modifications deemed appropriate.

CABLE ASSEMBLY INSTRUCTION

C3200B-0217

JYE BAO CO., LTD.

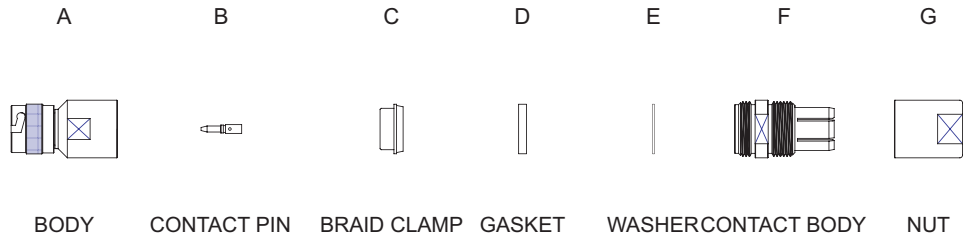
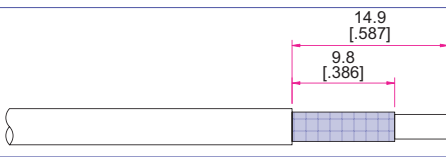
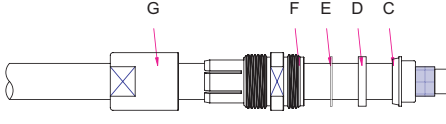
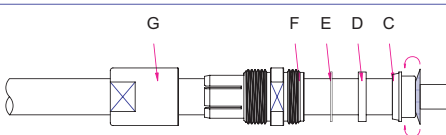
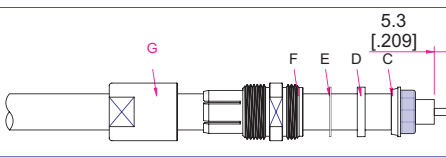
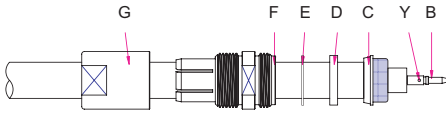
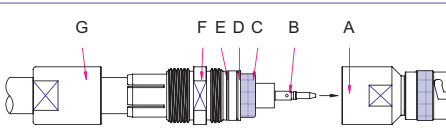


DIAGRAM	ASSEMBLY INSTRUCTION
	Step 1: STRIP AS SHOWN .
	Step 2: SLIDE BRAID CLAMP " C " , GASKET " D " , WASHER " E " , CONTACT BODY " F " AND NUT " G " OVER CABLE .
	Step 3: WRAP THE BRAIDING OVER " C " .
	Step 4: STRIP AS SHOWN .
	Step 5: PUT CONTACT PIN " B " ON CENTER CONDUCTOR AND SOLDER IN " Y " .
	Step 6: SCREW CONTACT BODY " F " ON THE CONNECTOR BODY " A " . Step 7: FINALLY SCREW NUT " G " ON THE CONNECTOR CONTACT BODY " F " .

This part number complies with RoHS.

Notice: JYEBAO reserves the right to make modifications deemed appropriate.