



# 1N5338B SERIES

## SILICON ZENER DIODES

<b>VOLTAGE</b>	<b>5.1 to 51 Volt</b>	<b>DCK 9F</b>	<b>5 Watt</b>
----------------	-----------------------	---------------	---------------

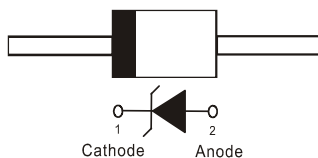
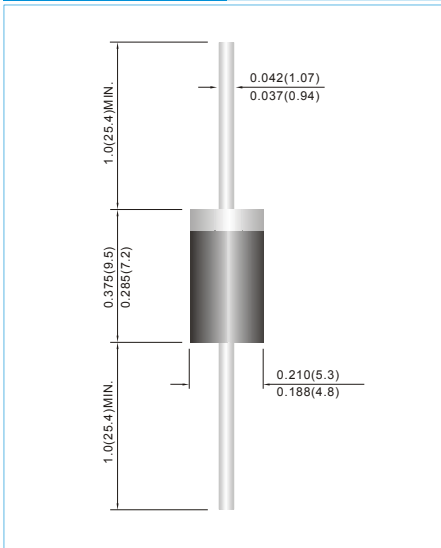
**DO-201AE** Unit : inch(mm)

### FEATURES

- Low inductance
- Typical  $I_D$  less than 1 $\mu$ A above 13V
- Plastic package has Underwriters Laboratory Flammability Classification 94V-0
- Lead free in compliance with EU RoHS 2.0

### MECHANICAL DATA

- Case: JEDEC DO-201AE molded plastic
- Terminals: Axial leads, solderable per MIL-STD-750, Method 2026
- Polarity: Color band denotes cathode end
- Weight: 0.0395 ounce, 1.122 gram



## MAXIMUM RATINGS AND ELECTRICAL CHARACTERISTICS

Ratings at 25°C ambient temperature unless otherwise specified.

Parameter	Symbol	Value	Units
DC Power Dissipation on $T_c = 75^\circ\text{C}$ , Measure at Zero Lead Length Derate above 75°C ( NOTE 1)	$P_D$	5	Watts
Operating Junction and Storage Temperature Range	$T_J, T_{STG}$	-55 to +150	$^\circ\text{C}$

**NOTE :**

1. Mounted on 8mm<sup>2</sup> copper pads to each terminal.



## 1N5338B SERIES

Part Number	Nominal Zener Voltage			Maximum Zener Impedance				Maximum Leakage Current	
	V <sub>Z</sub> @ I <sub>ZT</sub>			Z <sub>ZT</sub> @ I <sub>ZT</sub>		Z <sub>ZK</sub> @ I <sub>ZK</sub>		I <sub>R</sub>	V <sub>R</sub>
	Nom. V	Min. V	Max. V	Ω	mA	Ω	mA	μA	V
1N5338B	5.1	4.85	5.36	2	240	400	1	10	1
1N5339B	5.6	5.32	5.88	1	220	400	1	10	2
1N5340B	6	5.7	6.30	1	200	300	1	10	3
1N5341B	6.2	5.89	6.51	1	200	200	1	10	3
1N5342B	6.8	6.46	7.14	1	175	200	1	10	5.2
1N5343B	7.5	7.13	7.88	2	175	200	1	10	5.7
1N5344B	8.2	7.79	8.61	2	150	200	1	10	6.2
1N5345B	8.7	8.27	9.14	2	150	200	1	10	6.6
1N5346B	9.1	8.65	9.56	2	150	150	1	7.5	6.9
1N5347B	10	9.5	10.5	2	125	125	1	5	7.6
1N5348B	11	10.45	11.55	3	125	125	1	5	8.4
1N5349B	12	11.4	12.6	3	100	125	1	2	9.1
1N5350B	13	12.35	13.65	3	100	100	1	1	9.9
1N5351B	14	13.3	14.7	3	100	75	1	1	10.6
1N5352B	15	14.25	15.75	3	75	75	1	1	11.5
1N5353B	16	15.2	16.8	3	75	75	1	1	12.2
1N5354B	17	16.15	17.85	3	70	75	1	0.5	12.9
1N5355B	18	17.1	18.9	3	65	75	1	0.5	13.7
1N5356B	19	18.05	19.95	3	65	75	1	0.5	14.4
1N5357B	20	19	21	3	65	75	1	0.5	15.2
1N5358B	22	20.9	23.1	4	50	75	1	0.5	16.7
1N5359B	24	22.8	25.2	4	50	100	1	0.5	18.2
1N5360B	25	23.75	26.25	4	50	110	1	0.5	19
1N5361B	27	25.65	28.35	5	50	120	1	0.5	20.6
1N5362B	28	26.6	29.4	6	50	130	1	0.5	21.2
1N5363B	30	28.5	31.5	8	40	140	1	0.5	22.8
1N5364B	33	31.35	34.65	10	40	150	1	0.5	25.1
1N5365B	36	34.2	37.8	11	30	160	1	0.5	27.4
1N5366B	39	37.05	40.95	14	30	170	1	0.5	29.7
1N5367B	43	40.85	45.15	20	30	190	1	0.5	32.7
1N5368B	47	44.65	49.35	25	25	210	1	0.5	35.8
1N5369B	51	48.45	53.55	27	25	230	1	0.5	38.8



# 1N5338B SERIES

## RATING AND CHARACTERISTIC CURVES

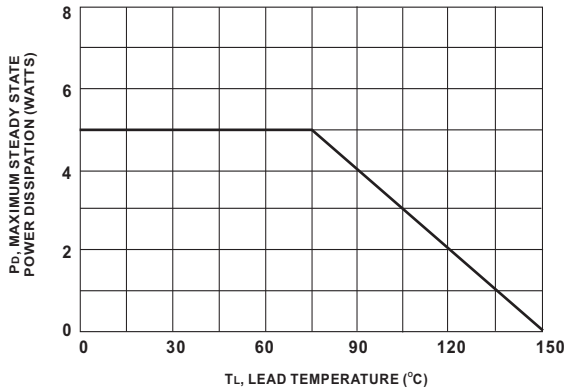


Fig.1 Power temperature Derating Curve

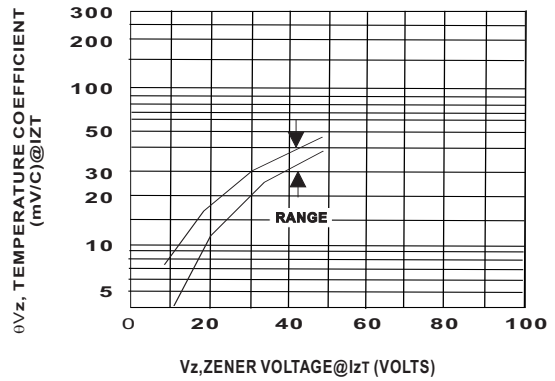


Fig.2 Temperature Coefficient-Range for Units 11 to 39 Volts

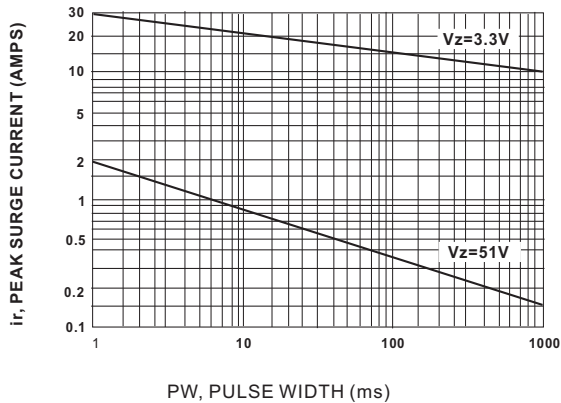


Fig.3 Peak Surge Current versus Pulse Width

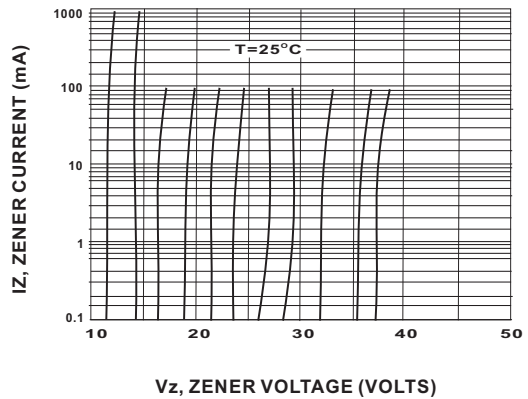


Fig.4 Zener Voltage versus Zener Current Vz=11 thru 39 Volts



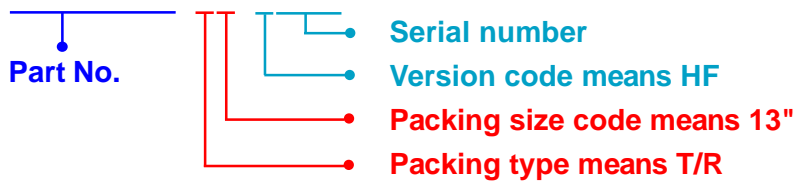
## 1N5338B SERIES

### Part No\_packing code\_Version

1N5338B\_AY\_00001  
1N5338B\_AY\_10001  
1N5338B\_B0\_00001  
1N5338B\_B0\_10001  
1N5338B\_R2\_00001  
1N5338B\_R2\_10001

For example :

**RB500V-40\_R2\_00001**



Packing Code <b>XX</b>				Version Code <b>XXXXX</b>		
Packing type	1 <sup>st</sup> Code	Packing size code	2 <sup>nd</sup> Code	HF or RoHS	1 <sup>st</sup> Code	2 <sup>nd</sup> ~5 <sup>th</sup> Code
Tape and Ammunition Box (T/B)	A	N/A	0	HF	0	serial number
Tape and Reel (T/R)	R	7"	1	RoHS	1	serial number
Bulk Packing (B/P)	B	13"	2			
Tube Packing (T/P)	T	26mm	X			
Tape and Reel (Right Oriented) (TRR)	S	52mm	Y			
Tape and Reel (Left Oriented) (TRL)	L	PANASERT T/B CATHODE UP (PBCU)	U			
FORMING	F	PANASERT T/B CATHODE DOWN (PBCD)	D			



## 1N5338B SERIES

---

### Disclaimer

- Reproducing and modifying information of the document is prohibited without permission from Panjit International Inc..
- Panjit International Inc. reserves the rights to make changes of the content herein the document anytime without notification. Please refer to our website for the latest document.
- Panjit International Inc. disclaims any and all liability arising out of the application or use of any product including damages incidentally and consequentially occurred.
- Panjit International Inc. does not assume any and all implied warranties, including warranties of fitness for particular purpose, non-infringement and merchantability.
- Applications shown on the herein document are examples of standard use and operation. Customers are responsible in comprehending the suitable use in particular applications. Panjit International Inc. makes no representation or warranty that such applications will be suitable for the specified use without further testing or modification.
- The products shown herein are not designed and authorized for equipments requiring high level of reliability or relating to human life and for any applications concerning life-saving or life-sustaining, such as medical instruments, transportation equipment, aerospace machinery et cetera. Customers using or selling these products for use in such applications do so at their own risk and agree to fully indemnify Panjit International Inc. for any damages resulting from such improper use or sale.
- Since Panjit uses lot number as the tracking base, please provide the lot number for tracking when complaining.

# Mouser Electronics

Authorized Distributor

Click to View Pricing, Inventory, Delivery & Lifecycle Information:

[Panjit:](#)

[1N5367B\\_B0\\_10001](#) [1N5367B\\_R2\\_10001](#) [1N5367B\\_AY\\_00001](#) [1N5367B\\_R2\\_00001](#) [1N5367B\\_B0\\_00001](#)  
[1N5367B\\_AY\\_10001](#)