

Cannon 75 Ohm Connectors

1.0/2.3

The Cannon 75 ohm 1.0/2.3 connector series are widely used in applications requiring a high density solution and have become a standard in telecommunications in many parts of the world.

Designed to meet the requirements of DIN 47247 and CECC 22230, these connectors feature a push/pull coupling mechanism to ensure mating integrity and a snap-on interface for ease of connection. Due to their small size these connectors can be densely packed while providing significant space savings over other 75 ohm connector products.

In addition, we offer the Type 54 version of the 1.0/2.3 connector which meets the requirements of BT RC9333. The Type 54 connector combines the 1.0/2.3 interface and push-pull locking system with the termination methods and tooling benefits of the Type 43 (SMZ) connector.

Our newest product offering for this connector series is the 1.0/2.3 HD (High Density) connector. By re-engineering the latching mechanism we were able to successfully reduce the size of the connector by 20% allowing even greater density than the standard 1.0/2.3 plug.



Choice of 3 styles – Standard, High Density or Type 54



Applications

- Switching Equipment
- DSX Cross Connects
- Base Stations
- Routers
- Wireless
- Telecom
- LAN Equipment

Features and Benefits

Push-pull locking mechanism for secure coupling and ease of engagement and separation

Designed for the most commonly used cables in North America and Europe

New High Density version with 6.2mm outside diameter

Three-part construction with crimp inner contact and outer ferrule (no soldering required)

Ideal for applications requiring a high density solution (space savings)

Uses industry standard crimp tooling

Available in a Type 54 configuration

Cable connectors designed for field installation

High performance gold plated contact area ensures reliable long term operation



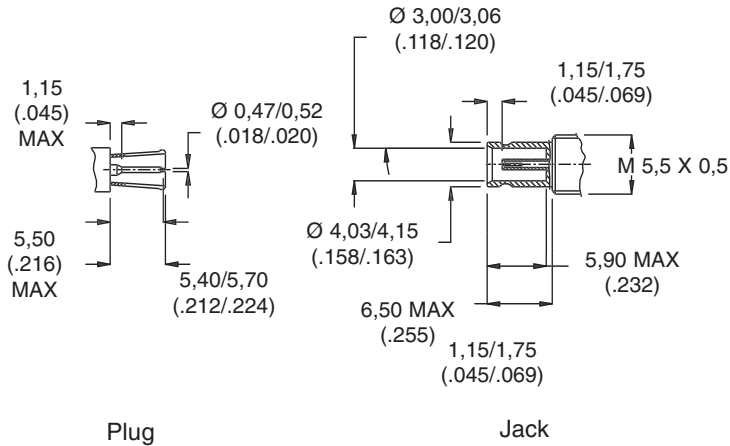
Dimensions shown in mm (inch)
Specifications and dimensions subject to change

www.ittcannon.com

Cannon 75 Ohm Connectors

1.0/2.3

Mating Interfaces



Electrical

Impedance	75Ω nominal		
Frequency Range	With 75 Ω connector on 75 Ω cable = 0 - 2 Ghz		
Voltage Rating	At Sea level = 250 Vrms		
Insulation Resistance	1000 MΩ minimum		
Contact Resistance	Inner contact = 6mΩ typical/ maximum Outer contact = 2.5mΩ maximum		
	With 75 Ω connector on 75 Ω cable and	f = 1 Ghz	= 0.1 maximum

Mechanical

Withdrawal Force, inner female contact	0.2 N (0.04 lbs.) minimum
Withdrawal force, outer male contact	0.7 N (0.15 lbs.) minimum
Insertion force between jacks and plugs	10 N (2.24 lbs.) maximum
Withdrawal force between jacks and plugs	0.9 N (0.20 lbs.) minimum
Materials	Bodies and nuts: Brass. Inner male contact: Brass or Beryllium Copper. Inner and outer female contacts: Beryllium Copper. Insulators : PTFE or Thermoplastics. Crimp ferrules: Copper alloy
Finish/Plating	Contact surfaces: Gold over Nickel. Bodies and crimp ferrules: Nickel or Gold over Nickel.

Environmental

Temperature Rating	-40° C to 85°C
--------------------	----------------

General

Connector Durability Standards	500 matings minimum CECC 22230, DIN 47297, RC9333 (T54 only)
--------------------------------	---

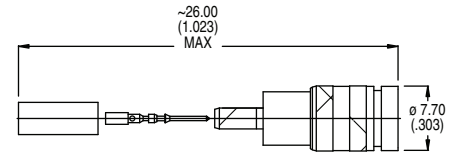
Cannon 75 Ohm Connectors

1.0/2.3

1.0/2.3 Straight Plug

Part Number	Cable Type
D55-F24-3022GDA	ST212 / CT1320/735A (alt)
D55-F24-3024GDA	ST214
D55-F24-3033GDA	BT2003
D55-F24-3035GDA	BT3002/TZC75024
D55-F24-3037GDA	RA7000
D55-F24-3038GDA	RA8000
D55-F24-3049GDA	734A
D55-F24-3050GDA	735A
D55-F24-3052GDA	0.4/2.42/4.07
D55-F24-3069GDA	1855A / SDV-LFH
D55-F24-3079GDA	RG179B/U

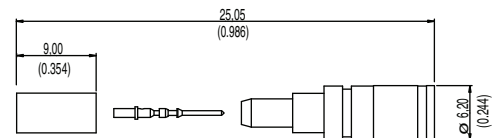
Assembly Instructions: BBAI 1269



1.0/2.3 HD (High Density) Plug

Part Number	Cable Type
D55-F24-3922GDA	ST212/CT1320/735A (alt)
D55-F24-3935GDA	BT3002/TZC75024
D55-F24-3950GDA	735A
D55-F24-3979GDA	RG-179B/U

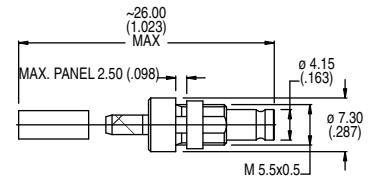
Assembly Instructions: BBAI 1269



1.0/2.3 Straight Bulkhead Jack

Part Number	Cable Type
D55-F27-3035GEA	BT3002/TZC75024
D55-F27-3079GEA	RG179B/U

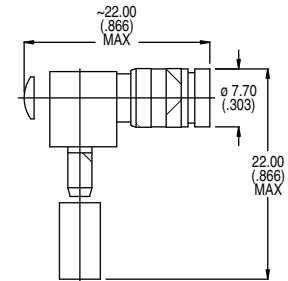
Assembly Instructions: BBAI 1281



1.0/2.3 Right Angle Plug

Part Number	Cable Type
D55-F28-3233A9A	BT2003
D55-F28-3235A9A	BT3002/TZC75024
D55-F28-3236A9A	BT5000
D55-F28-3237A9A	RA7000
D55-F28-3050A9A	735A

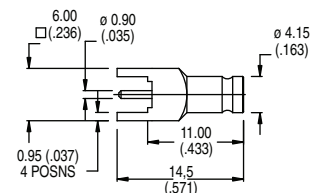
Assembly Instructions: BBAI 1041



Contact Customer Service for other cable types

1.0/2.3 Straight PCB Mount Jack

Part Number
D51-F51-9002GBA



Dimensions shown in mm (inch)
Specifications and dimensions subject to change

www.ittcannon.com

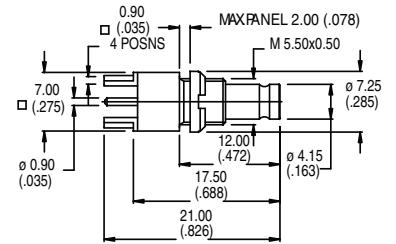
Cannon 75 Ohm Connectors

Type 54 (1.0/2.3)

1.0/2.3 Straight PCB Mount Bulkhead Jack

Part Number

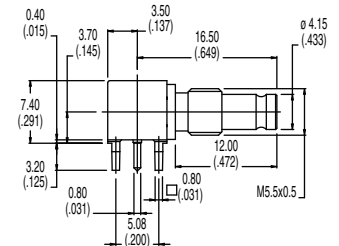
D51-F51-9006GBA (with lock nut)



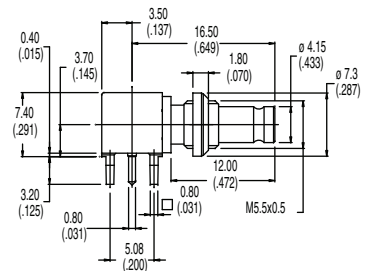
1.0/2.3 Right Angle PCB Mount Bulkhead Jacks

Part Number

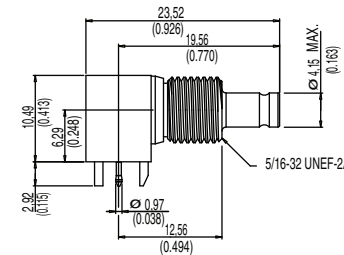
D51-F53-9015GBA



D51-F53-9018GBA (with Lock nut)



051-F53-9059EAA

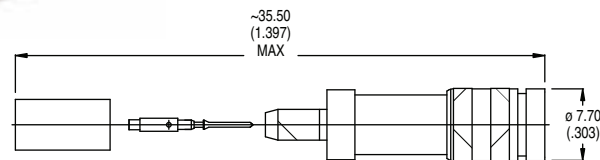


B0023382 Panel Mounting Hardware Kit
(Spacer, Washer, Lockwasher, Lock Nut)

Type 54 Straight Plug

Part Number	Cable Type	Industry
D55-F24-3133GDA	BT2003	Plug 54/3B
D55-F24-3135GDA	BT3002/TZC75024	Plug 54/5B
D55-F24-3136GDA	BT5000	Plug 54/6B
D55-F24-3137GDA	RA7000	Plug 54/7B
D55-F24-3138GDA	RA8000	Plug 54/8B

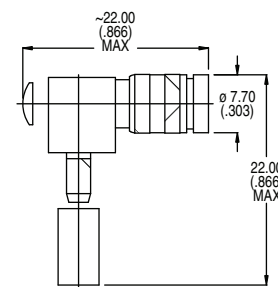
Assembly Instructions: BBAI 1265



Type 54 Right Angle Plug

Part Number	Cable Type	Industry Reference
D55-F28-3233A9A	BT2003	Plug 54/3A
D55-F28-3235A9A	BT3002/TZC75024	Plug 54/5A
D55-F28-3236A9A	BT5000	Plug 54/6A
D55-F28-3237A9A	RA7000	Plug 54/7A
D55-F28-3238A9A	RA8000	Plug 54/8A

Assembly Instructions: BBAI 1041



Dimensions shown in mm (inch)
Specifications and dimensions subject to change

www.ittcannon.com

